



Bartholomew County Youth Services Center

2017 Year End Report

TABLE OF CONTENTS

INTRODUCTION	2
DETENTION	2
DETENTION EDUCATION	8
SHELTER	10
DROP OFF PROGRAM	15
DAY TREATMENT	18
JUVENILE HOUSE ARREST	19
TRANSITION	19
JUVENILE WORK CREW	20
COGNITIVE BEHAVIORAL PROGRAMS	21
MEDICAL & MENTAL HEALTH	22
FOOD SERVICE	22
JDAI	23
5-YEAR COMPARISONS	23
PERSONNEL	26
INCOME	27
QUIETUSES	28
AWARDS & CELEBRATIONS	29
APPRECIATION	29
FROM THE DIRECTOR	30

The Bartholomew County Youth Services Center was established by the Bartholomew County Board of Commissioners. The Bartholomew County Youth Services Center is operated under the authority of the Bartholomew County Circuit Court which has jurisdiction over juvenile cases.

Our mission is to respond to the community's needs with a continuum of care, programming, services, and advocacy for minors under the jurisdiction of the Court in settings that are safe for both the community and youth.

We will treat each youth with respect and dignity, holding them to appropriate behavioral expectations through a system of rewards, and consequences that are applied in a fair, firm, and consistent manner which is conducive to their personal growth and development.

*Honorable Kelly Benjamin
Circuit Court Judge*

*Heather Mollo
Juvenile Magistrate*

*Bradford Barnes
Director of Court Services*

*Anita J. Biehle
Director of Youth Services*

PROGRAMS AND SERVICES

The Bartholomew County Youth Services Center offers a variety of services for Bartholomew County children, youth and families. We are committed to making the community a safer place by reducing the risk of repetitive delinquent behavior. Each of the services offered by the Center has a different function however; they all share the same mission.

The Facility operates a three-level group-based program in Detention and Shelter. Day Treatment operates a four-level group-based program. Each level requires the completion of corresponding behavioral expectations ranging from below expectations to above expectations. Privileges increase from level to level to reward positive, appropriate, and cooperative efforts.

Any child taken into custody in Bartholomew County can be brought to the Youth Services Center for Detention or Shelter placement if necessary or be returned home. Other counties can also request access to Detention and Shelter services at the Center. Youth are referred for everything from the most serious delinquent offenses, to being a child in need of services (CHINS)

Brief descriptions of the services offered by the Center and 2017 referral statistics for each program are as follows:

DETENTION

Detention is a secure placement designed for youth awaiting the court process who are considered to be a danger to public safety, likely to re-offend, or flee before their court appearance. Youth may also be sentenced to serve time in secure detention for up to 90 days if they are under the age of seventeen and for 120 days if they are seventeen years of age or older.

Detention is designed to hold youth between the ages of 10 and 21. Detention programming focuses on teaching young people about choices and consequences. Youth placed in secure Detention receive six hours of educational instruction at the Center year round, five days per week.

In Indiana, the Department of Correction has the responsibility for providing standards for compliance for secure detention. In 2017 the Center received a score of 100% on the mandatory standards.

2017 Detention Staff



S. Wick



J. Pressley



A. Bishop



B. Conrad



E. Greenlee



C. Hamm



K. McCammon



J. Burris

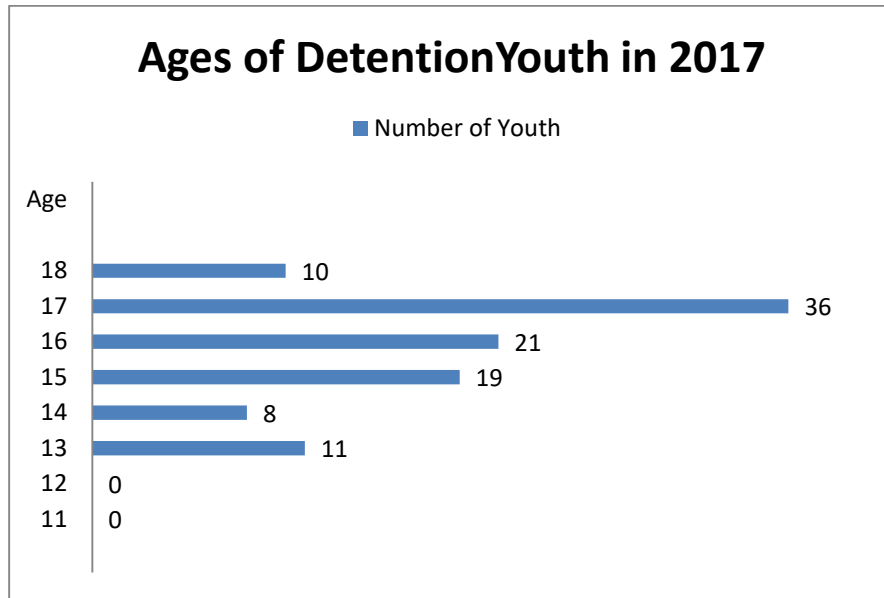


M. Goff

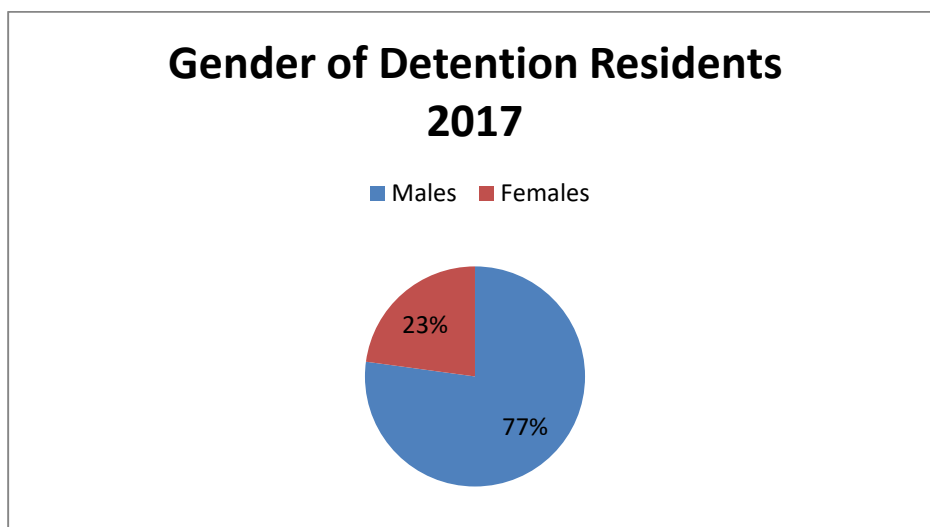
In 2017, the Center provided services to 105 youth in detention; the following graphs and tables depict the demographics of those youth.

Reason for Referral	Number of Referrals
Auto Theft	2
Battery	16
Burglary	1
Carrying a Handgun without a License	2
Child Molesting	2
Conversion	10
Counterfeiting	2
Criminal Mischief	3
Disorderly Conduct	1
Domestic Battery	1
Escape	1
False Informing	1
Intimidation	6
Operating a Vehicle without a license	1
Possession of a Synthetic Drug	1
Possession of a Controlled Substance	3
Possession of a Scheduled I-IV Drug	1
Possession of Cocaine	1
Possession of Marijuana	11
Possession of Methamphetamine	3
Possession of Paraphernalia	11
Public Indecency	1
Resisting Law Enforcement	5
Robbery	1
Runaway	5
Strangulation	3
Theft	5
Trespass	2
Unauthorized Entry of a Motor Vehicle	2
Unlawful Possession of a Credit Card	1

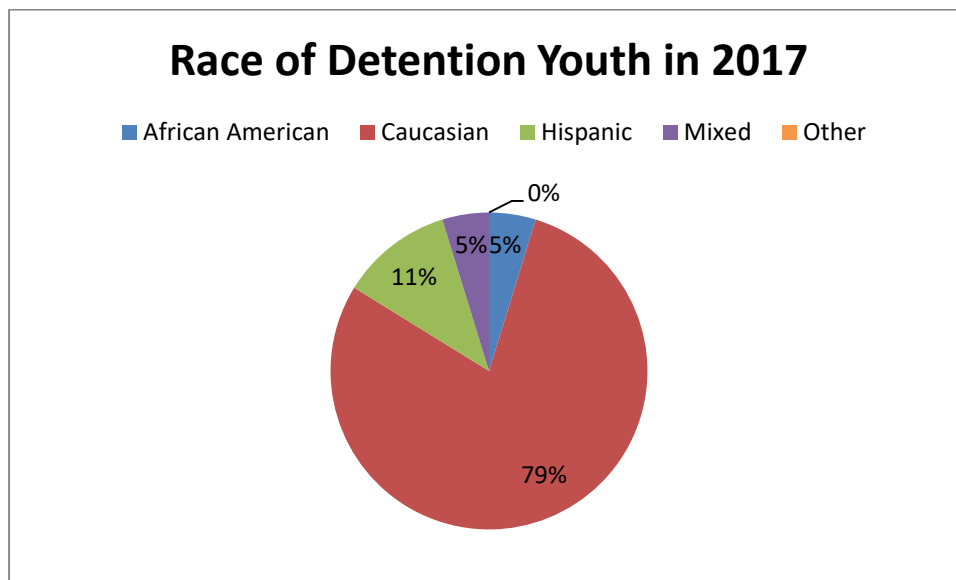
The age of a youth often has an impact on the way the Center's services are provided. The following table shows the age of the youth who received services in Detention in 2017.



The pie graph below reflects the percentage of male and female residents placed in detention in 2017. Over the years, there has been a heightened awareness that females are entering the criminal justice system at an increased rate. However, in 2017 the Center saw a decrease of 3 % in the number of females housed in detention compared to 2016.



The overrepresentation of minority youth, particularly in secure detention, has become a significant concern in this country, receiving attention at the local, state and national levels. In response to this concern, the graph below contains information regarding the percentage of populations by race served at the Center in Detention. The Center did see a 12% decrease in the African American population and a 5 % decrease in the Hispanic population as compared to 2016. The Center also saw a 20 % increase in the Caucasian population and a 3 % decrease in the population identified as Mixed compared to 2016. The population identified as Other experienced no changes compared to 2016.



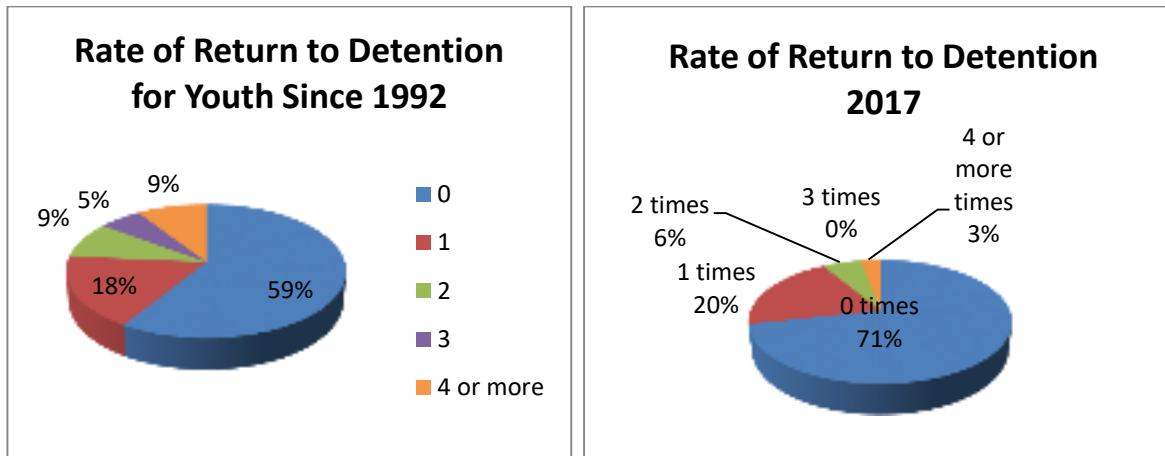
Reducing the number of youth returning to the Center’s programs remains a primary goal of the Center. The following graph reflects Bartholomew County youth by the number of times these juveniles have been held in secure Detention since the Center opened in 1992. No value judgment is made on the nature of the offense or the reason youth may or may not have been detained. Since its inception, the Center has tracked the rate of return for all youth served at the Center. Over the course of 25 years of operation, 59% of all youth served in Detention have not returned to the Center a second time. Over this same time period, the percentage of youth placed in Detention four or more times has decreased from 9 % to 3%.

It is difficult to compare Bartholomew County’s data to federal or state statistics, as most facilities do not keep records on rates of return to detention. This is due to the fact that detention is not typically used for the purpose of providing an intervention but rather as a facility for housing youth in order to ensure public safety and the youth’s appearance in court.

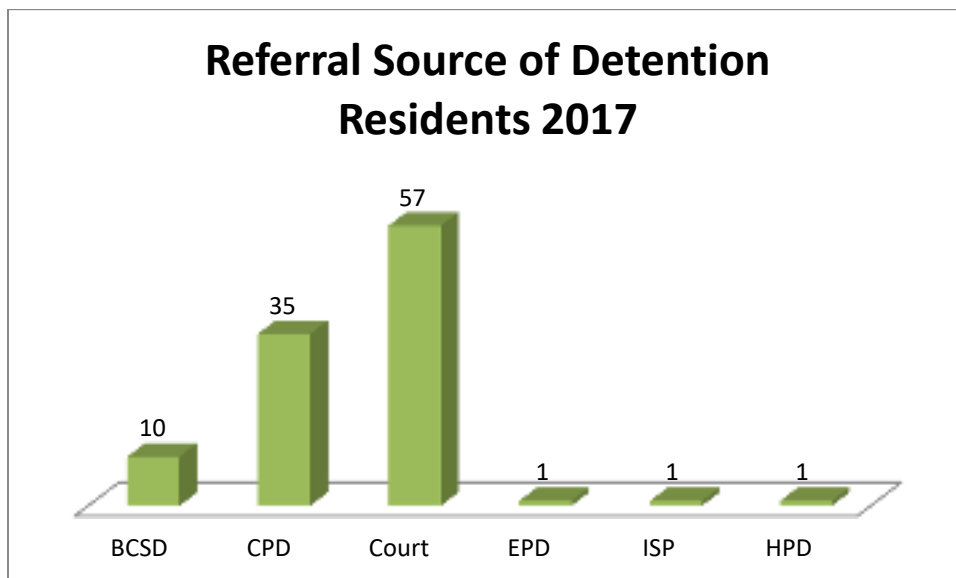
A non-return rate of fifty percent or more would indicate that the Center’s programs are having an immediate and positive effect on the youth being served by

these programs. The Center strives to determine what changes can be made or added to its current programming to increase the number of youth who do not return to the Center, and more importantly, who do not continue to commit crimes in the community as either juveniles or adults.

The pie graphs below reflect the rate of return to detention for all youth served at the Center since its inception in 1992 and the rate of return to detention in 2017.

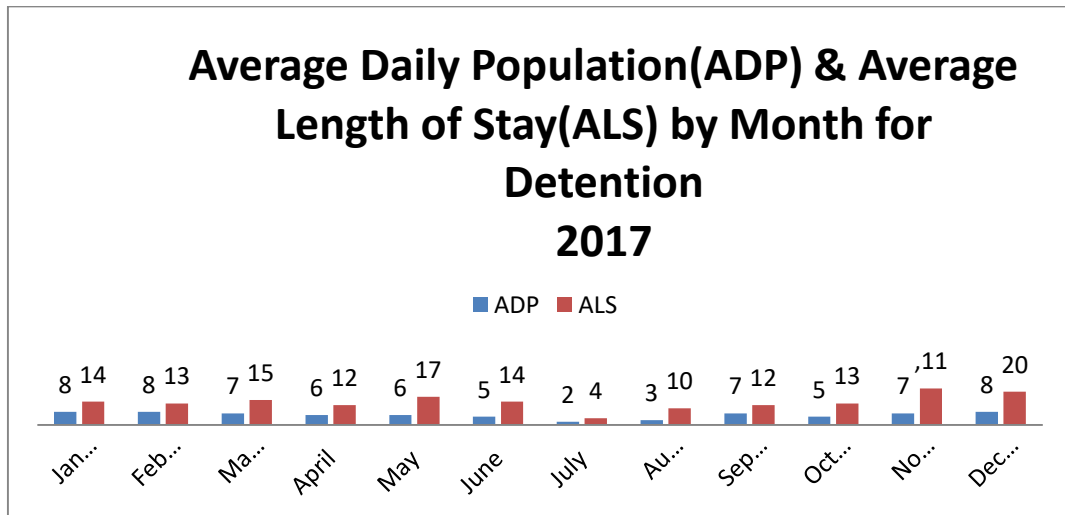


The Youth Service Center receives its referrals to Detention from primarily the Court and Local Law Enforcement agencies. The following charts represents the referral source for Detention youth in 2017:



BCSD- Bartholomew County Sheriff's Department
 CPD- Columbus Police Department
 EPD-Edinburgh Police Department
 HPD- Hope Police Department
 ISP- Indiana State Police

The average length of stay for a female youth in Detention in 2017 was 20 days and for males the average length of stay was 18 days in 2017. The average daily population for youth in detention was 6. The following chart demonstrates the Average Daily Population and Average Length of Stay by month for 2017:



THE CENTER'S EDUCATION PROGRAM FOR DETENTION RESIDENTS



Education Staff

L to R: S. Charlton, T. Strietelmeier, and J. Cockrell

EDUCATION HIGHLIGHTS 2017

- 3 Successful completions of the TASC/HSE exam.
- Establishment of weekly healthy relationships lessons from Turning Point.
- Continued collaboration with: Columbus Area Arts Council, Indianapolis Arts 4 Learning, Bartholomew County Library, and Bartholomew County Solid Waste Management.
- Multiple students earning transferable credit from the GradPoint online curriculum, our P.E. program, and other activities.

2017

SPECIAL GUESTS AND PROGRAMS



Hank Fincken
(Edison)

Sophia Inge
(Building Models)

Garret Oyeno
(Calligraphy)

Kionna Wheeler
(Architecture)

Groovalooos

Dianga DeLarosa
(Gadgets)

Barth. Co.
Solid Waste

Barth. Co.
Dental Hygiene

Bonnie Mauer
(Writing Workshop)

Barth. Co.
Teen Librarian

Purdue
Extension 4H

Amy Brunnermer
(Turning Point)

Submitted by Shawn Charlton

SHELTER

Shelter is a non-secure, temporary, emergency placement designed to serve status offenders, abused and/or neglected juveniles, children of families in crisis and children and youth awaiting out-of-home placement. Shelter residents attend public school or receive their school work from their home county and remain active in community-based activities to the greatest extent possible. Shelter staff also provides the youth with social and life skill lessons such as budgeting and money management, daily living, proper hygiene and nutrition, and pre-employment skills such as resume building and interview techniques.

The Indiana Family and Social Services Administration provide rules and licensing for shelter programs. The Center's license allows for up to ten youth between the ages of 10 and 18 to remain in shelter care for up to twenty days.

2017 Shelter Staff



D. Thompson



A. Terry



K. Blake



J. Grant



B. Stewart



J. Ruse



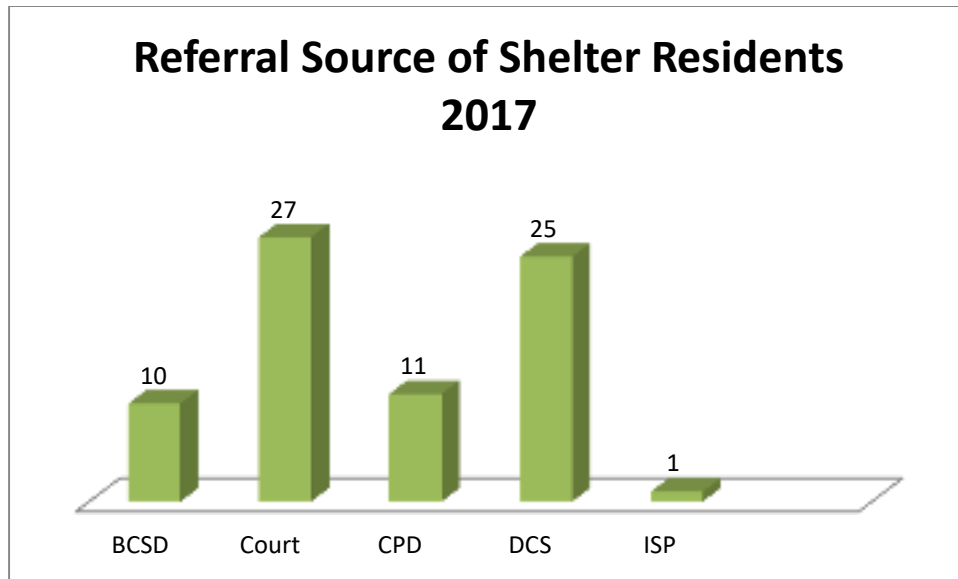
C. Troidl

In 2017 the Center provided Emergency Shelter Care services to 74 youth from Bartholomew County and fifteen other counties in Indiana. There were 82 youth denied admission to Shelter in 2017 due to presenting with either sexual maladaptive behavior, being actively suicidal or displaying severe aggression. The following graphs and charts are representative of the Center’s referrals to Emergency Shelter Care in 2017. In 2017, there were a wide variety of reasons a youth may have been referred to Shelter. The majority of youth that were placed in shelter and present with a criminal charge have already spent some time in a secure setting; and they may be waiting in-home services to be initiated or awaiting placement at a residential facility.

The following chart represents the reasons and offenses that youth were referred to Shelter for in 2017:

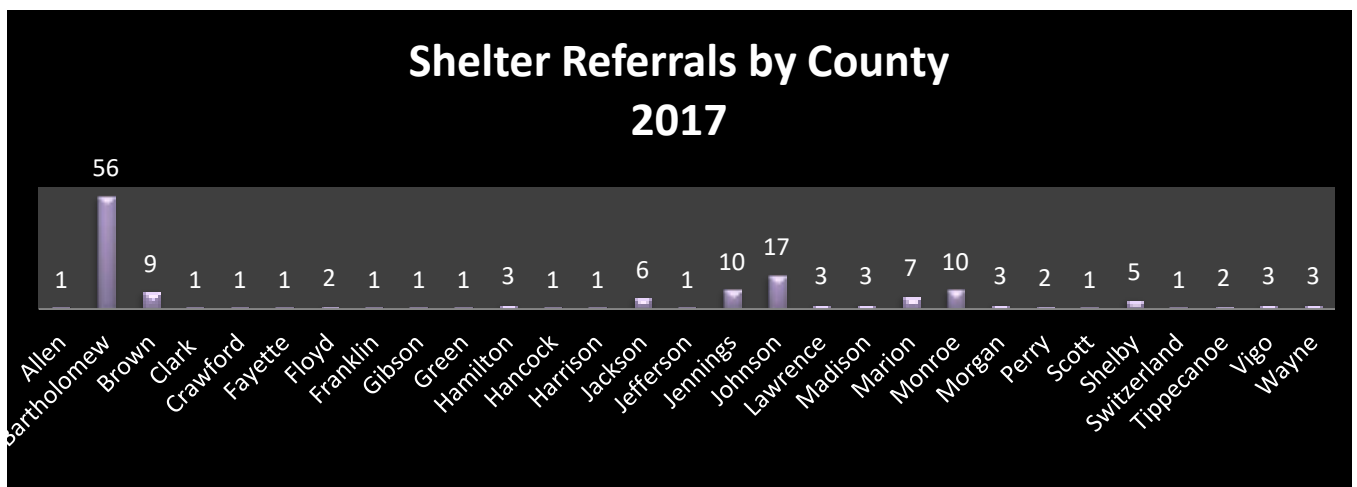
Reason for Referral	Number of Referrals
Battery	8
CHINS	30
False Informing	1
Illegal consumption	1
Incorrigibility	4
Intimidation	2
Operating without a License	1
Possession of a Controlled Substance	1
Possession of Marijuana	2
Possession of Methamphetamine	2
Resisting Law Enforcement	1
Runaway	18
Strangulation	1
Truancy	2

The Indiana Department of Child Services, the Court, and Local Law Enforcement all referred youth to Emergency Shelter Care in 2017. The breakdown of each agency is as follows:



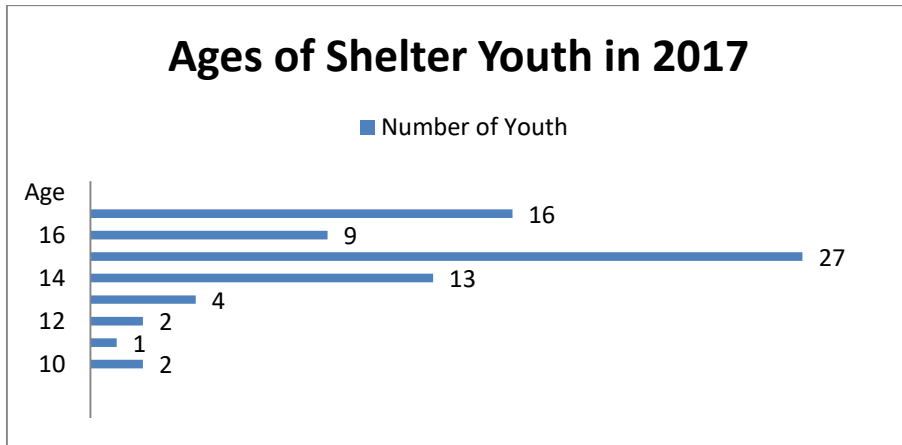
BCSD- Bartholomew County Sheriff's Department
 CPD- Columbus Police Department
 DCS- Department of Child Services
 ISP- Indiana State Police

In 2017, Shelter Care services were requested for youth from Allen, Bartholomew, Brown, Clark, Crawford, Fayette, Floyd, Franklin, Hamilton, Jackson, Jennings, Johnson, Madison, Marion, Monroe, Morgan, Scott, Shelby, Switzerland, Tippecanoe, Vigo, and Wayne Counties in Indiana. The following graph is representative of the referrals received from each county. *

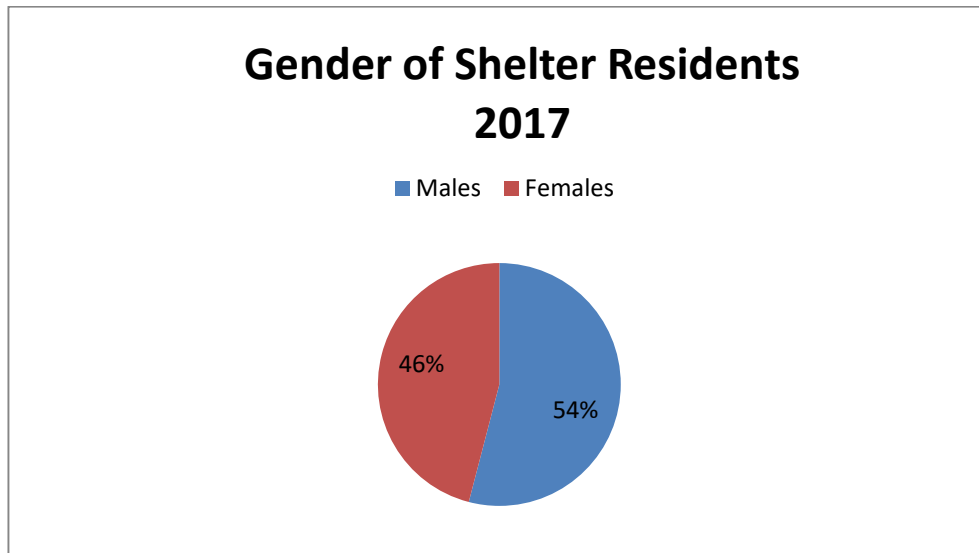


* Includes the eighty-two youth that were denied admission for safety reasons

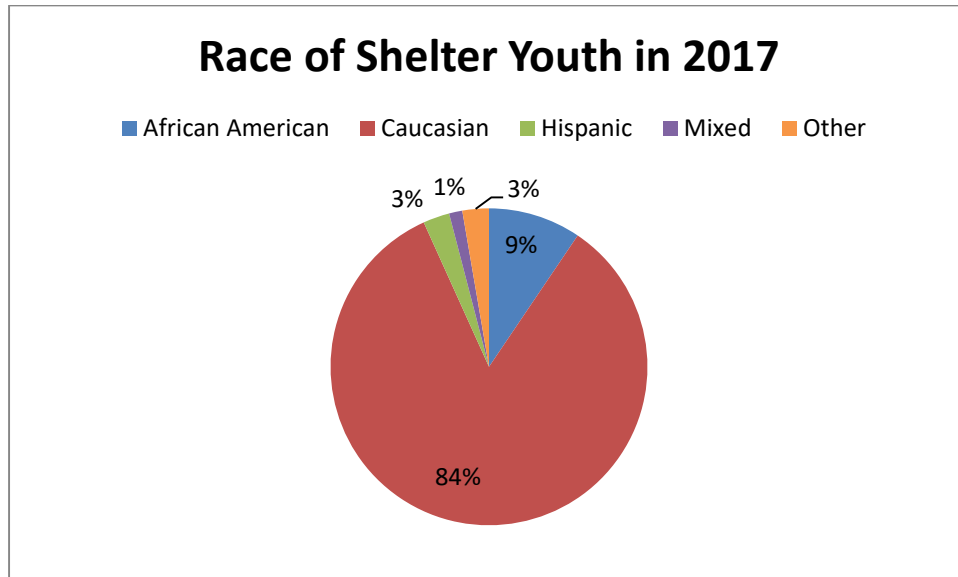
Shelter is licensed to provide services to youth ages 10 through 18. The following graph represents the ages of the youth served in 2017.



The Center's Shelter program includes both male and female youth. The following pie chart represents the percentage of males and females placed in Shelter in 2017.

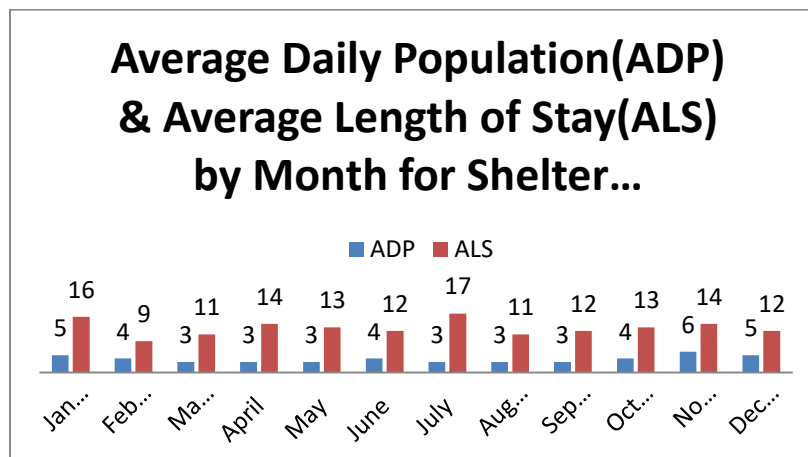


The graph below contains information regarding the percentage of populations by race served at the Center in Shelter.



Even though the maximum length of stay in Shelter is 20 days, the Indiana Department of Child Services may grant an extension for a youth’s stay in Shelter. In 2017, there were 22 extensions granted. The Average Length of Stay for females in Shelter in 2017 was 20 days and the Average Length of Stay for males was 17days. The Center’s Average Daily Population in Shelter for 2017 was 4.

The following graph shows the Average Length of Stay and Average Daily Population by month in 2017.



DROP OFF PROGRAM

By local policy, the Center will accept any youth taken into custody by a law enforcement officer within Bartholomew County. Intake Officers are available 24 hours a day. The Intake Officers interview parents and other interested parties to determine if the youth should be placed in detention or shelter, or be released to a parent or guardian. Intake staff have available to them assessment tools such as the Indiana Youth Assessment Instrument (IYAS), the Detention Risk Assessment Instrument (DRAI), and the MAYSI-II mental health screening to assist in making a detain or release decision. In 2017, these officers completed 262 IYAS assessments, 252 Detention Risk Assessments Instruments, and 260 MAYSI-II mental health screenings. The Drop Off Program allows law enforcement officers to return to patrol immediately.

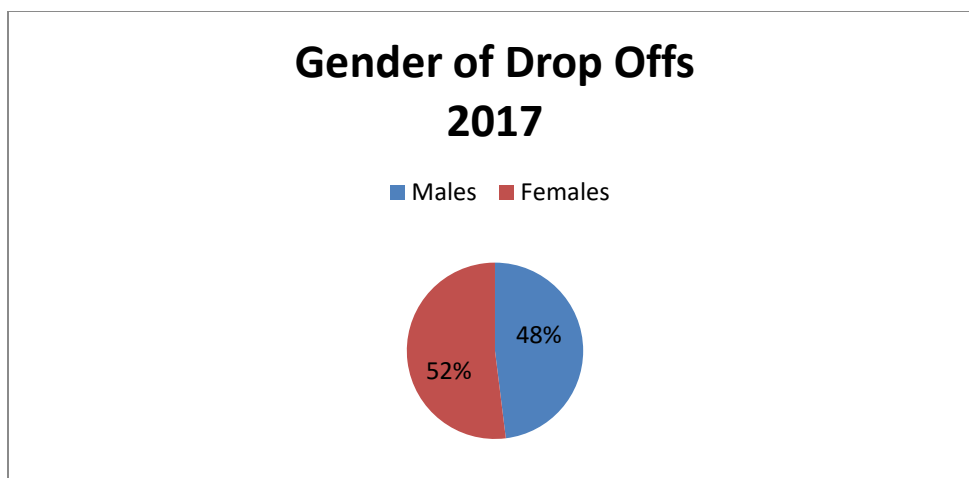


**Intake Officers
J. Lynette, C. Vawter, J. Hatcher and B. Richter**

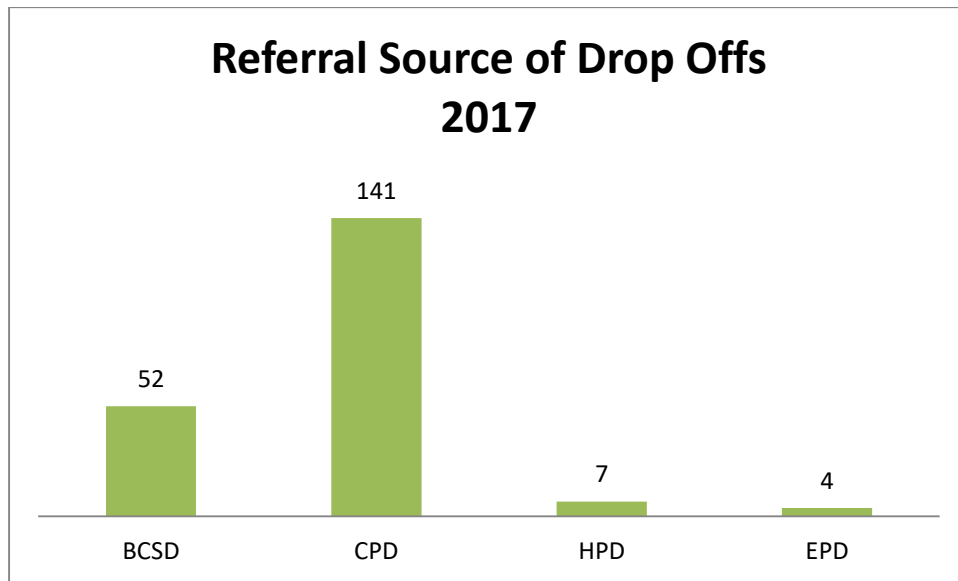
There were 204 Drop Offs in 2017. The various reasons for their referral were:

Reason for Referral	Number of Referrals
Auto Theft	1
Battery	20
Criminal Mischief	4
Criminal Trespass	1
Curfew	7
Disorderly Conduct	1
Domestic Battery	3
False Informing	3
Illegal Consumption	27
Illegal Possession of Alcohol	3
Incorrigibility	29
Intimidation	1
OMVUI	1
Operating without a License	4
Possession of Marijuana	16
Possession of Paraphernalia	2
Resisting Law Enforcement	6
Runaway	62
Sexual Battery	1
Theft	8
Truancy	3
Visiting a Common Nuisance	1

The gender of the youth considered Drop Offs in 2017 was:

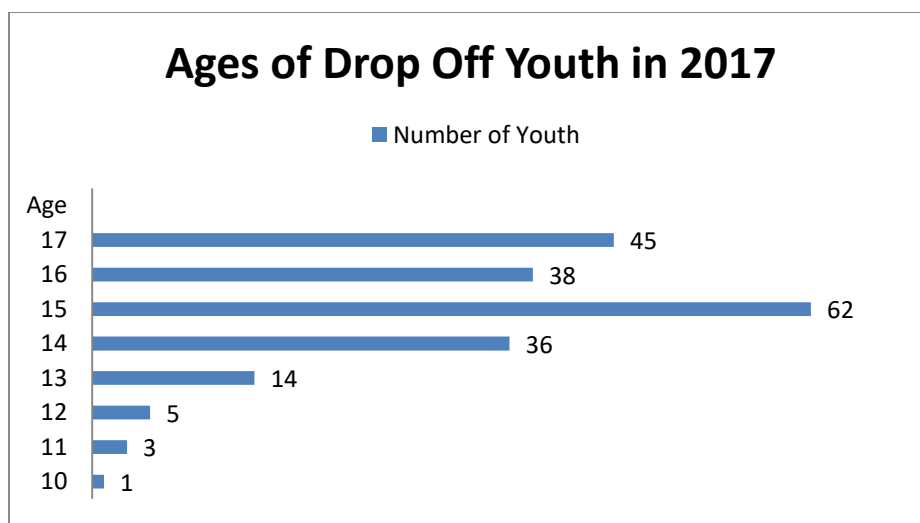


In 2017 the following law enforcement agencies referred youth to the Center that were released after an Intake Officer completed their initial assessments:

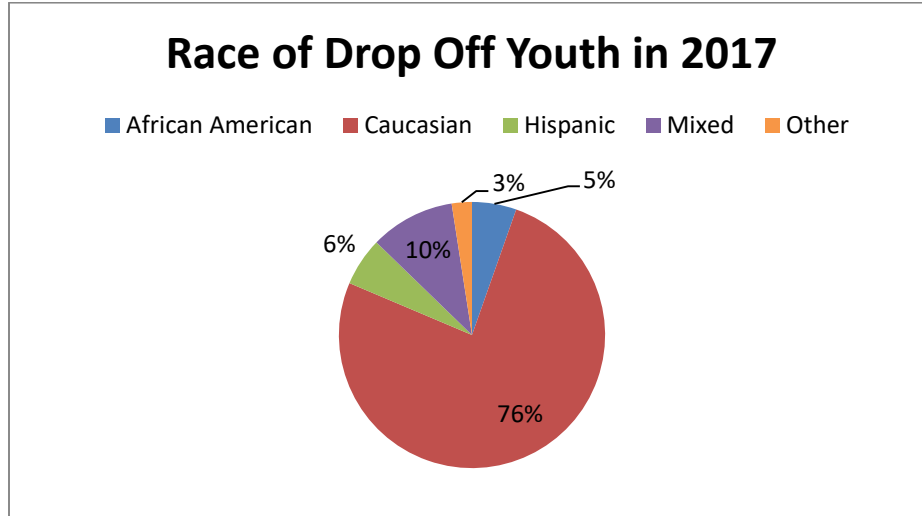


BCSD- Bartholomew County Sheriff's Department
CPD- Columbus Police Department
HPD- Hope Police Department
EPD- Edinburgh Police Department

The ages of these youth were:



The breakdown of the race of Drop Offs in 2017 was:



DAY TREATMENT

Day Treatment is a non-residential intensive program for males designed to reduce the likelihood of further delinquency by juvenile offenders. Program components include group counseling and role play, goal setting, life skills training, parenting education, supervised public school attendance and case management. Participants of this program reside at home and participate in programming at the Center six days per week. Successful program completion requires completion of assigned cognitive curricula, vocational education and training, and money management. Parents are required to attend parenting education and parent support group sessions. Aftercare services are provided for 30 days. Day Treatment has the capacity to serve up to ten local youth and their families at any given time.

2017 Day Treatment Staff



2017 Day Treatment Staff

L to R: L. Gray, N. Colbert, M. Lucas-Georges, and
J. Velten (Juvenile House Arrest Officer)

At the beginning of 2017, there were four (4) participants in the Day Treatment Program who had been referred in 2016. In 2017, there were nine (9) youth referred to the Day Treatment Program. Five (5) of those nine youth successfully completed the Program. Six (6) of those youth were unsuccessfully discharged from the Program. Four (4) of those youth that were unsuccessfully discharged from the Day Treatment Program, served time in detention, and two (2) were sent to out of home placement. There are currently three (3) youth participating in the Day Treatment Program.

Throughout 2017, youth in the Day Treatment Program received individualized education planning. Day Treatment staff worked collaboratively with local schools to monitor the youth's behavior while at school, track their attendance, and monitor their grades. While youth reported to Day Treatment, time was spent daily to ensure youth were completing school assignments and effectively studying.

During 2017, youth in the Day Treatment Program received life skills training by participating in a variety of cognitive based programming. The cognitive based programming included, but was not limited to: group; role plays; substance abuse prevention; vocational training; and financial literacy. Youth also participated in different cognitive based classes, including: "Thinking for a Change" and "Aggression Replacement Training." All the youth combined completed in excess of 1,500 cognitive learning hours. Each youth in the Program received training and feedback from Day Treatment staff to build and strengthen family and peer relationships. The Day Treatment Program also provided educational programming for parents through the Parent Project Program. Parent Project is a program that is utilized to improve school attendance and performance; along with reducing family conflict and recidivism.

In 2017, Youth in the Day Treatment Program were regularly engaged with the community by volunteering and participating in community service. The Day Treatment youth completed a total of 585.25 community service hours while in the Program and worked with organizations within Bartholomew County. While engaged with the community, the youth were involved in many unique opportunities, such as the MLK day of service, Earth Day, Flag Day, Amnesty Day Columbus Fireman's Cheer fund, and Columbus Area Art Council's NeighborFest.

***Submitted by Mariah Lucas-Georges
Day Treatment Program Coordinator***

JUVENILE HOUSE ARREST/ELECTRONIC MONORITING

This service provides electronic monitoring and home detention services to youth referred by the Court. Youth referred to this program have committed offenses that do not necessarily require secure detention of the youth but warrant an increased

level of supervision along with the provision of individual and family support services. These same services may be provided to referred youth that have returned to the community from a Department of Correction placement. Electronic monitoring services through this program are also provided to the youth in the Day Treatment program, youth who participate in the Community Transition Program and youth who are referred to Home Supervision and Electronic Monitoring as an alternative to detention. Juvenile House Arrest and Electronic Monitoring services are provided in collaboration with Community Corrections.

In 2017 there were eighty-one youth placed on Electronic Monitoring. Of these eighty-one youth, 63 completed the program successfully. Eighteen of the youth were unsuccessful and received further sanctions from the Court. There were also thirty youth placed on Home Supervision; eighteen of those youth successfully completed the program. Twelve of the youth that were placed on Home Supervision were unsuccessful and received further sanctions from the Court.

TRANSITION PROGRAM

This service provides transition services to youth who are sentenced to secure detention for thirty days or more. Whenever a youth is taken from his/her community for a period of time, there is a loss of connections with the community, the school, etc.... Rather than releasing the youth to his/her home without the benefit of resources and support, the Bartholomew County Youth Services Center offers transition services to these youth. These services include the Juvenile House Arrest Officer in the home at least three days a week, a mentor, and the Center's Education Liaison to assist the youth's transition back into the school system. The youth's parents, as well as the youth's probation officer, are also involved in the youth's transition program. In 2017 there were fifteen youth sentenced to Detention and eligible for the Transition Program. There were no youth that wished to participate in transition services in 2017.

JUVENILE WORK CREW

This service gives the court and probation an option as a graduated sanction, which may keep the youth out of secure detention or an extended probation term. Work Crew consists of youth who have been ordered by the Court or Court Services to perform community service hours. The work crew does community projects for various agencies, non-profit groups, churches, schools, senior citizens or persons with disabilities. Youth learn work ethics and a variety of skills while serving in the community.

In 2017, the Bartholomew County Juvenile Work Crew program had another productive year. The youth assigned to the Juvenile Work Crew program helped clean up many of the public parks, people trails and county roads around the community. As a result of their efforts they successfully picked up 337 bags of trash off the roads and with the help of the

Bartholomew County Sheriff's Department were able to have a large amount of drug paraphernalia removed from roadsides throughout the community. They youth were also able to help during events such as the 4-H Fair and worked for organizations such as Goodwill and Utopia Wildlife and Rehabilitation Center. There were a total of 70 participants assigned to the Juvenile Work Crew program in 2017 which provided a total of 560 hours of work within the community. Shown below are pictures of the participants work at Utopia Wildlife and Rehabilitation, while helping build an amphitheater. The amphitheater was built to educate individuals about the native species of animals in Indiana.



Amphitheater at Utopia Wildlife Refuge

*Submitted by: Brandon J. Conrad
Juvenile Work Crew Supervisor*

COGNITIVE BEHAVIORAL PORGRAMS

The Center has several staff that are trained to facilitate various evidenced-based cognitive programs such as Thinking For a Change, Aggression Replacement Training, Girl's Moving On, and Parent Project®. Families can be referred to one or more of these programs by the Bartholomew County Probation Department, Bartholomew County Circuit Court, or Bartholomew County Department of Child Services. In 2017, staff at the Center provided 187 hours of cognitive instruction to Bartholomew County Youth and their families.

There were 9 youth that successfully completed Thinking for a Change, a cognitive curriculum that incorporates components that have been proven to be a successful tool for reducing the recidivism rate for criminal behavior. The three components are Cognitive Self-Change, Social Skills and Problem Solving. Cognitive Self- Change teaches a concrete process for self-reflection aimed at uncovering antisocial thoughts, attitudes and beliefs. Social Skill instructions prepare the group members to engage in pro-social interactions based on self-understanding and consideration of the impact their actions have on others. Problem Solving Skills integrates the two interventions to provide an explicit step-by-step process to address challenging real-life situations.

There were 7 youth that successfully completed Aggression Replacement Training®, a cognitive behavioral intervention program to help children and adolescents improve social skill competence and moral reasoning, better manage anger, and reduce aggressive behavior. There was one youth that successfully completed Girls Moving

On, a comprehensive program that uses complimentary approaches to help female youth engage in mutually supportive, empathic, and healthy relationships.

There were 2 parents that successfully completed Parent Project®, a curriculum that focuses on the most destructive of adolescent behavior. The curriculum address issues such as arguing and family conflict, poor school performance, truancy and dropouts, media influences, early teen sexuality, teen drug use, teen gangs, teen violence, bullying and runaways.

MEDICAL AND MENTAL HEALTH SERVICES

Residents in Shelter and Detention are seen by the Center's nurse within 48 hours of admission. The nurse is on call 24/7 for any emergencies or questions that staff may have pertaining to a resident's health. The youth are seen by the County's nurse practitioner within one week of their admission to Shelter and Detention The nurse practitioner is also on call 24/7 for any questions that the nurse may have regarding a resident's health.



**Nurse
C. Carr**



**Counselor
B. Maass**

The residents are also seen by the Center's counselor upon admission. A Child and Adolescent Needs and Strengths (CANS) assessment is completed on each shelter youth. Youth may also request to speak to the counselor throughout their stay in shelter or detention if they wish to do so. The counselor is on call 24/7 for any mental health questions or crises that may occur. If deemed necessary, a MAYSI-II mental health screening may be utilized by the Intake Officers upon admission to the Center.

FOOD SERVICE

The Food Service Department of the Center is comprised of a Head Cook and a Full-Time Cook that are responsible for three meals a day that are nutritionally adequate, palatable, and attractive, and that are produced under sanitary conditions at a reasonable cost. Our Head Cook, who is experienced in food service management, supervises the food service operations. In 2017, the Food Service Department at the Center prepared 16,647 meals. The Department of Education reimburses the county for breakfast and lunch meals through the National School Lunch Program.



L. Freck & L. Carner

JUVENILE DETENTION ALTERNATIVE INITIATIVE (JDAI)

In 2017, Bartholomew County continued its process of Juvenile Detention Alternatives Initiative (JDAI). The goals of JDAI are to detain the right youth for the right reason while maintaining community safety. Using the Detention Risk Assessment Instrument (DRAI) as a guide, the Intake Officers are able to release a youth to an appropriate alternative which provides supervision and program.

In 2017, Bartholomew County was able to implement the Day Reporting Program. This program allows for youth who are suspended from school to attend class held at the Youth Services Center with a licensed teacher helping them with either their home school's assignments and/or computer-based educational programming. The Day Reporting Program was added to our list of alternatives that were already in place which include the Evening Reporting Center and Home Supervision as well as Electronic Monitoring and Emergency Shelter Care.

The Data Work Group continued to meet throughout 2017. The Data Work Group collects objective, timely data that help in determining if we are placing the right youth, in the right place, for the right reason, for the right amount of time. Often times this data was distributed to other work groups, such as Admissions/Screening Work Group and Alternatives to Detention Work Group, to help monitor DRAI outcomes and review alternatives.

As we look to 2018 we will be forming a Conditions of Confinement workgroup that will be tasked with evaluating the youth in confinement and ensuring that our youth are detained in a safe and secure environment with appropriately trained staff and adequate programs and services. We are excited to continue to move forward in our JDAI process and to continue to look for alternatives to reduce the number of youth who are being securely detained while maintaining public safety.

5 YEAR COMPARISONS- CENSUS AND AVERAGE LENGTH OF STAY

Census at the Center is determined by looking at bed utilization and the average length of stay of each youth. Shelter youth are limited by license to a maximum stay of 20 days while Detention has no such licensing limitation. The length of stay for detention youth prior to sentencing depends upon the length of time required for them to be processed through the juvenile justice system. However, once sentenced, youth in Detention are limited to a maximum sentence of 90 days for youth under 17 and 120 days for youth 17 and older. Day Treatment is designed in such a way that a youth will typically need to spend a minimum of 4 months in the program.

The tables on the following pages represent the average daily census and the average length of stay by program for youth served at the Center in 2017. Also included in this section are tables of the top five reasons for referrals and the source of those referrals in 2017.

5 YEAR COMPARISON OF AVERAGE LENGTH OF STAY IN DAYS			
YEAR	PROGRAM TOTALS	FEMALE	MALE
DETENTION			
2017	18	20	18
2016	17	15	16
2015	14	11	16
2014	10	7	13
2013	13	10	13
DAY TREATMENT			
2017	65	N/A	65
2016	120	N/A	120
2015	131	N/A	131
2014	84	N/A	84
2013	107	N/A	107
SHELTER			
2017	18	20	17
2016	14	14	13
2015	11	11	11
2014	9	9	10
2013	11	10	11

5 YEAR COMPARISON OF CHILD CARE DAYS BY PROGRAM			
YEAR	TOTAL BY PROGRAM	BARTHOLOMEW	OTHER
DETENTION			
2017	1936	1892	44
2016	1681	1497	184
2015	2028	2018	10
2014	1689	1687	2
2013	2481	2487	3
DAY TREATMENT			
2017	584	584	N/A
2016	1430	1430	N/A
2015	1011	1011	N/A
2014	1917	1917	N/A
2013	1947	1947	N/A
SHELTER			
2017	1346	1002	344
2016	1198	897	301
2015	921	565	356
2014	1287	916	371
2013	1097	777	320

	5 YEAR COMPARISON OF AVERAGE DAILY POPULATION				
PLACED	2013	2014	2015	2016	2017
Detention	7	6	6	5	6
Day Treatment	5	3	4	4	2
Shelter	4	3	3	4	4

Bartholomew County Youth Services Center Top 5 Reasons for Referrals in 2017

Reason	
Runaway	111
CHINS	102
Battery	57
Possession of Marijuana	37
Incorrigibility	35

Source of Referrals for Programs Provided in 2017

Referral	Total	Detention	Day Treatment	Shelter	Evening Reporting	Electronic Monitoring	Day Reporting	Home Supervision	Drop Off
BCSD	76	10	0	10	0	3	0	1	52
COURT	216	57	9	27	2	70	32	19	0
CPD	209	35	0	11	0	8	4	10	141
DCS	25	0	0	25	0	0	0	0	0
EPD	5	1	0	0	0	0	0	0	4
HPD	8	1	0	0	0	0	0	0	7
ISP	2	1	0	1	0	0	0	0	0
TOTALS	541	105	9	74	2	81	36	30	204

The Control Officers at the Center enter all youth information into a database. This has allowed for the preparing of all tables and graphs contained in this report.

2017 Control Officers



Shawn Kuhfahl



Brandon Allen



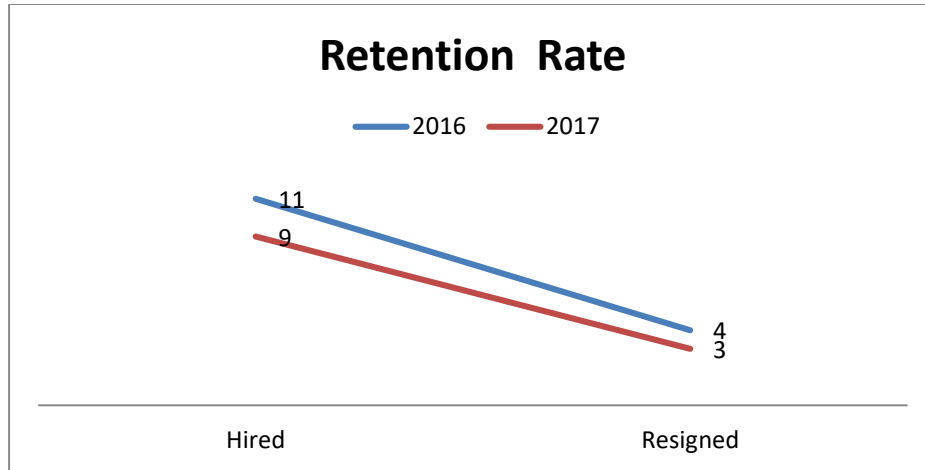
Scott Cain



Alicia Littlejohn

PERSONNEL

The Center hired 9 new employees in 2017. Of the nine staff hired in 2017, six of those remain at the Center in some capacity.



Relief Youth Care Workers at the Center cover for employees on sick, vacation, and personal leave and for staff involved in training. Relief staff constitutes a substantial savings compared to paying full-time staff overtime for this coverage. They are typically employees who are working for the Center only while they are engaged in college studies or seeking full-time employment. However, when full-time positions open at the Center, relief staff have the first option to apply and are often hired for these positions.



L. Bozell



M. Mouser



S. Burriss



H. Fugett



J. Kunce

Not Pictured: Relief Staff K. Andis and T. Garcia

INCOME

COUNTY GENERAL BUDGET 2017

TOTAL 2017 BUDGET	\$1,557,537
UNEXPENDED BALANCE	<u>\$ 44,423</u>
TOTAL 2017 EXPENSES	\$1,513,114

AVERAGE MONTHLY COUNTY EXPENDITURES	\$ 126,093
-------------------------------------	------------

PERDIEMS

SHELTER	\$605,585
DAY TREATMENT	\$ 60,420
DETENTION	\$ 10,355
EVENING REPORTING	\$ 5,686
DAY REPORTING	<u>\$ 11,722</u>
TOTAL	\$ 693,768

GRANTS/REIMBURSEMENTS

INDIANA DEPARTMENT OF EDUCATION (NSLP)	\$ 23,284
BARTHOLOMEW COUNTY SCHOOL CORP	\$129,780
DEPARTMENT OF CORRECTION	*\$ 63,631
TITLE ONE	<u>*\$ 4,296</u>
TOTAL GRANTS/REIMBURSEMENTS	\$ 220,991

*The expenditures against which the DOC and Title I grants are applied are separate from those expenditures covered by the Bartholomew County budget. As a result, these grant amounts are not included below.

REIMBURSEMENT INCOME

(Applied against local expenditures)	\$ 153,063
PER DIEM INCOME	\$ 693,768

TOTAL BUDGET SAVINGS TO COUNTY	\$ 846,831
---------------------------------------	-------------------

TOTAL COUNTY EXPENSES	\$ 1,513,114
TOTAL INCOME AGAINST COUNTY EXPENSES	\$ 846,831
COST TO BARTHOLOMEW COUNTY	\$ 666,283

QUIETUS SUMMARY FOR THE LAST 10 YEARS
(IN DOLLAR AMOUNTS)

	Dept. of	Bartholomew Co.	DOC	JAIBG	Title I	Title II	Title IVE	Title I	Per Diems	Misc.	TOTAL
	Education	School Corp.						Stimulus			
2007	28,299	97,641	61,428	7,470	30,045	36,106	3,315		125,964	949	391,217
2008	34,636	109,117	61,970		33,119	43,104			168,212	1,084	451,242
2009	27,269	115,066	62,801		33,696	24,531		5,717	181,808	5,000	455,888
2010	31,954	117,690	72,800		34,433	20,000			239,010	1,177	517,064
2011	26,681	117,690	59,942		33,854				149,063	592	387,822
2012	29,458	118,403	56,301		33,251				314,162		551,575
2013	19,992	121,976	48,158		17,176				377,075		584,377
2014	19,641	124,740	63,631		19,516				235,499		463,027
2015	20,712	127,234	63,631		20,217				279,491		511,285
2016	21,638	127,234	63,631		10,284				475,832		698,619
2017	23,284	129,780	63,631		4,296				693,768		914,759

The Bookkeeper at the Center keeps all of the Center financial records, completes payroll, prepares financial reports and prepares claims.



Bookkeeper
H. Harris

AWARDS, CELEBRATIONS AND APPRECIATIONS

In December, Bret Richter was awarded Support Staff of the Year and Noah Colbert was awarded Youth Care Worker of the Year in recognition of their dedication to improving services to youth.



B. Richter



N. Colbert

APPRECIATION

The mission of the Bartholomew County Youth Services Center is, in no small part, supported by different organizations within the community. Their cooperation and friendship over the years has greatly assisted the Center in providing its residents with the services they need. While it would be difficult to list all those organizations that have supported the Center over the years, below is a partial list:

Agency on Aging
Bartholomew County Board of Commissioners
Bartholomew Consolidated School Corporation
Bartholomew County Council
Bartholomew County Circuit Court
Bartholomew County Extension Office (4-H)
Bartholomew County Sheriff's Department
Bartholomew County Department of Child Services
Bartholomew County Maintenance Department
Bartholomew County Health Department
Bartholomew County Library
Bartholomew County Solid Waste
Columbus Area Arts Council
Columbus Parks & Recreation

Columbus Police Department
Columbus Regional Hospital
Communities that Care -Andrea Vogel
Court Services- Probation and Community Corrections Staff
Davita Dialysis
Family Services Inc.
Foundation for Youth
Goodwill of Bartholomew County
Human Services, Inc.
Indiana Department of Child Services
Indiana Department of Corrections-Chance Sweat and Kellie Whitcomb
Indiana Youth Law T.E.A.M.
Prison Ministries-Burt Powell
Thrive Alliance
Turning Point
United Way
Utopia Wildlife Rehabilitation Center

FROM THE DIRECTOR

Although there was no formal celebration, the Center did celebrate its 25 years in October 2017. The Center's staff all received a commemorative uniform shirt that contained a 25-year logo on the sleeve. In 2017 as our number of youth served increased as well as what appeared to be the needs of many of these youth, the staff at the Center continued to display positive attitudes towards serving our youth with diligence, determination and dedication to help our youth make life-long changes, continuing to do what we do best - making the community a safer place by reducing the risk of repetitive delinquent behavior.

In 2017, the Center staff continued to work together to ensure we remained financially responsible and by doing so the Center was able to return 2 % of its allotted budget to county general funds. The Center did see a 23% increase in referrals and a 31 % increase in per diems.

There were 42 employees at the Center in 2017. 50% of those full-time employees have been employed at the Center for 5 years or longer; 48% of those have been employed at the Center for 10 years or longer. The Center employs folks from all walks of life and varying degrees of experience and expertise. This only continues to add to the uniqueness and diversity of their talents regardless of what capacity they serve in at the Center.

In 2017, as Bartholomew County continued to embrace its journey in being a part of the Juvenile Detention Alternatives Initiative, several of the Center's staff continued to be involved in committees, including assessment of data collected and reviewing the alternatives developed. On August 1, 2017, the Center began using Day Reporting as an alternative to detention for youth who have been suspended from school.

In 2017 a Life Skills curriculum was put into place in our Emergency Shelter Care program facilitated by 2 of our shelter staff. Also in 2017, the Davita Dialysis Group chose the Center's shelter program to design and donate duffle bags containing items such as a blanket, teddy bear and hygiene items. The youth could then use the bag to place their clothing and personal items instead of using a trash bag as many youth who come to shelter do.



As we embark upon 2018, we look forward to working with the community and our stakeholders in order to continue to provide quality services for the youth and families that we serve.

*Anita J. Bickle
Director of Youth Services*

