

Bartholomew County Youth Services Center

2018 Annual Report



Kelly Benjamin
Circuit Court Judge

Heather Mollo
Juvenile Magistrate

Brad Barnes
Director of Court Services

Anita Biehle
Director of Youth Services

Background and Mission

The Bartholomew County Youth Services Center was established by the Bartholomew County Board of Commissioners. The Bartholomew County Youth Services Center is operated under the authority of the Bartholomew County Circuit Court which has jurisdiction over juvenile cases.

Our mission is to respond to the community's needs with a continuum of care, programming, services, and advocacy for minors under the jurisdiction of the Court, in settings that are safe for both the community and youth.

We will treat each youth with respect and dignity, holding them to appropriate behavioral expectations through a system of rewards and consequences that are applied in a fair, firm, and consistent manner, which is conducive to their personal growth and development.

Programs and Services

The Bartholomew County Youth Services Center offers a variety of services for Bartholomew County children, youth and families. We are committed to making the community a safer place by reducing the risk of repetitive delinquent behavior. Each of the services offered by the Center has a different function; however they all share the same mission.

The Facility operates a three-level group-based program in Detention and Shelter. Day Treatment operates a four-level group-based program. Each level requires the completion of corresponding behavioral expectations ranging from below expectations to above expectations. Privileges increase from level to level to reward positive, appropriate, and cooperative efforts.

Any child taken into custody in Bartholomew County can be brought to the Youth Services Center for Detention or Shelter placement if necessary, or be returned home. Other counties can also request access to Detention and Shelter services at the Center. Youth are referred for everything from the most serious delinquent offenses, to being a child in need of services (CHINS)

The following pages contain brief descriptions of the services offered by the Center and 2018 referral statistics for each program.

Detention

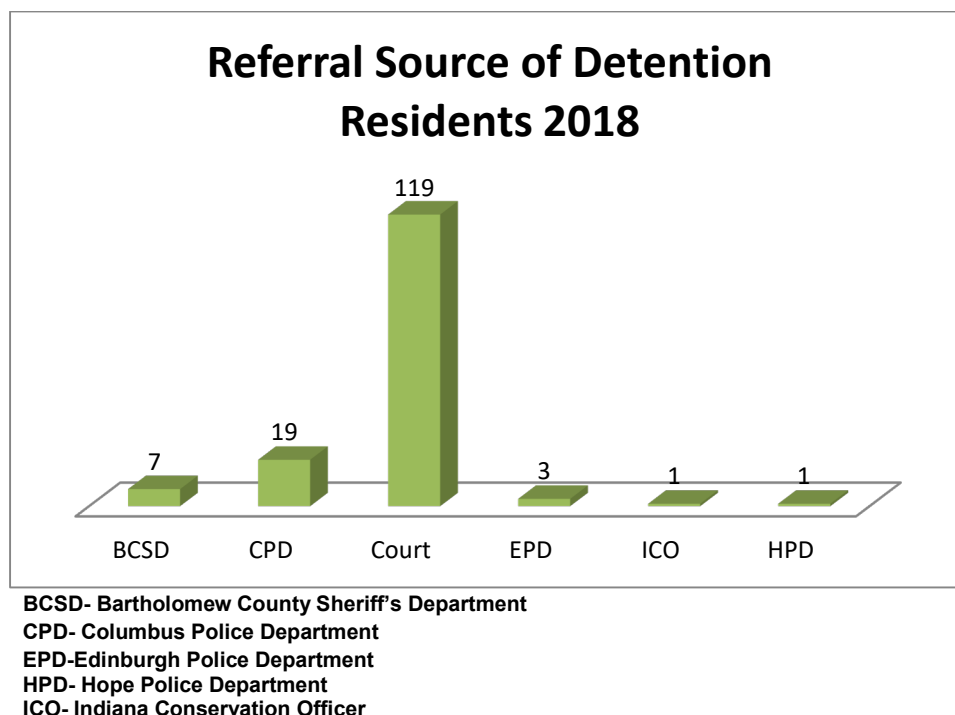
Detention is a secure placement designed for youth awaiting the court process who are considered to be a danger to public safety, likely to re-offend, or flee before their court appearance. Youth may also be sentenced to serve time in secure detention for up to 90 days if they are under the age of seventeen and for 120 days if they are seventeen years of age or older.

Detention is designed to hold youth between the ages of 10 and 21. Detention programming focuses on teaching young people about choices and consequences. Youth placed in secure Detention receive six hours of educational instruction at the Center year round, five days per week.

In Indiana, the Department of Correction has the responsibility for providing standards for compliance for secure detention. In 2018 the Center received a score of 100% on the mandatory standards.

In 2018, the Center provided services to 150 youth in detention; the following graphs and tables depict the demographics of those youth.

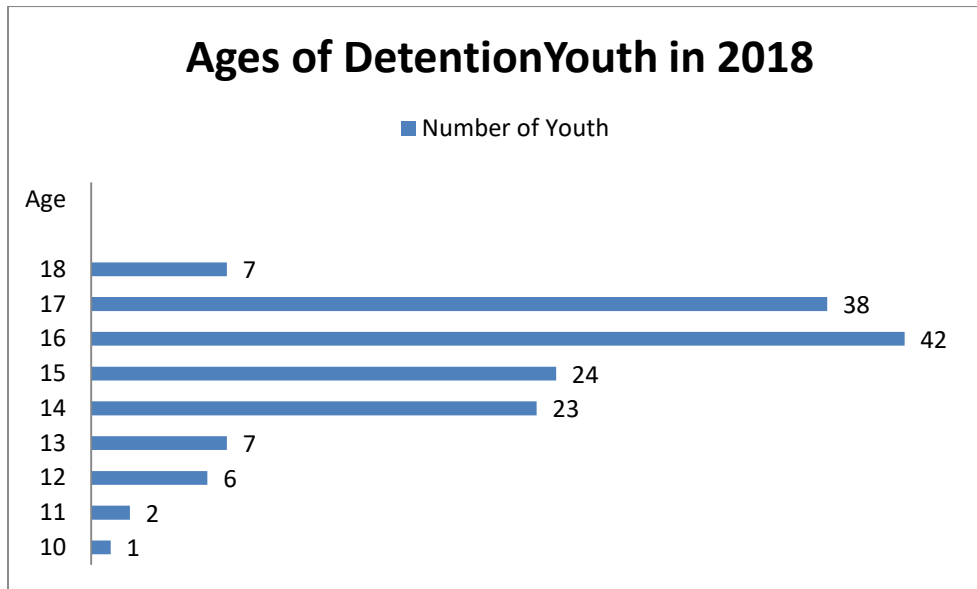
The Youth Service Center receives its referrals to Detention from the Bartholomew County Circuit Court, local law Enforcement agencies and courts in surrounding counties. In 2018 the Center received referrals from Brown County (5), Jackson County (24), Jennings County (9), Lawrence County (32), Marion County (1), Monroe County (1), Scott County (3) and Washington County (8). The following charts represent the referral sources for Detention youth in 2018:



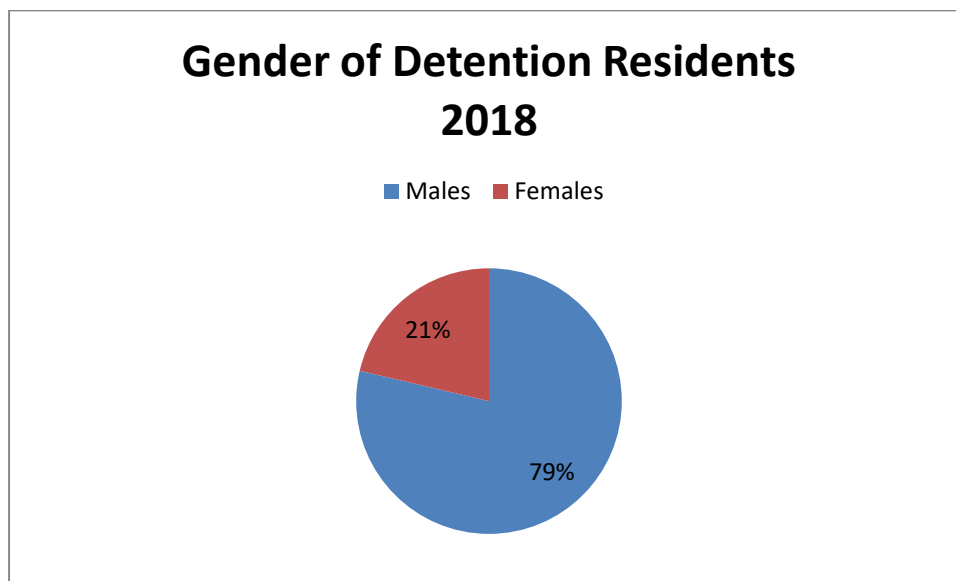
In 2018, the majority of offenses youth are detained for involve felonious acts. Many youth are referred for multiple allegations of criminal conduct. As seen by the list of offenses in the table below, youth detained at the Center are detained for involvement in the entire range of criminal conduct:

Reason for Referral	Number of Referrals
Auto Theft	4
Battery	19
Burglary	2
Carrying a Handgun without a License	1
Child Molesting	2
Common Nuisance	5
Conversion	2
Criminal Confinement	1
Criminal Mischief	13
Criminal Recklessness	1
Criminal Trespass	1
Dealing in a Controlled Substance	1
Dealing in Marijuana	1
Dealing in Methamphetamine	2
Disorderly Conduct	1
Domestic Battery	4
Escape	8
False Informing	1
Identity Deception	1
Intimidation	16
Operating a Vehicle Without a License	2
Possession of a Look-alike Substance	1
Possession of a Syringe	1
Possession of Cocaine	1
Possession of Marijuana	26
Possession of Methamphetamine	2
Possession of Paraphernalia	3
Public Intoxication	1
Residential Entry	1
Resisting Law Enforcement	7
Robbery	2
Runaway	11
Theft	6

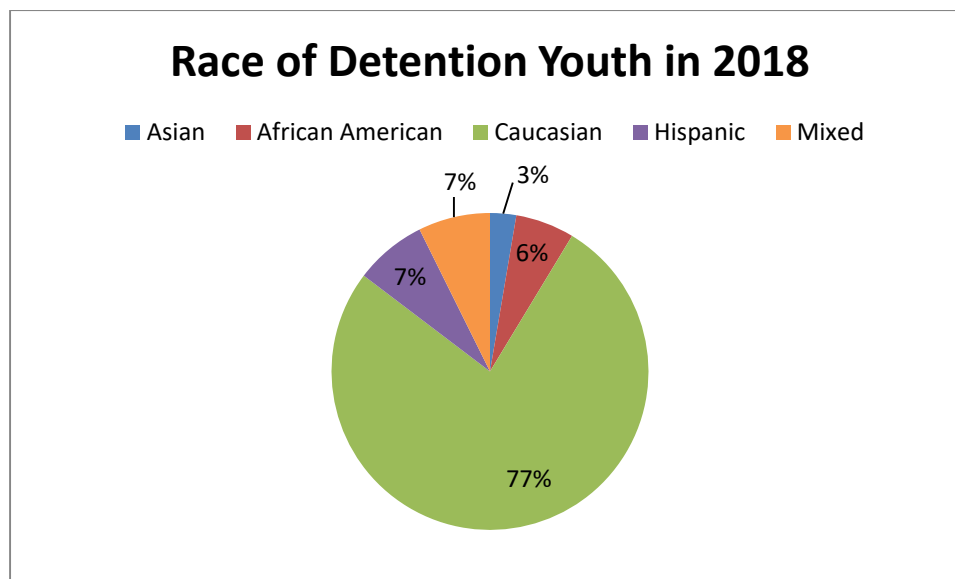
The age of a youth often has an impact on the way the Center's services are provided. The following table shows the age of the youth who received services in Detention in 2018



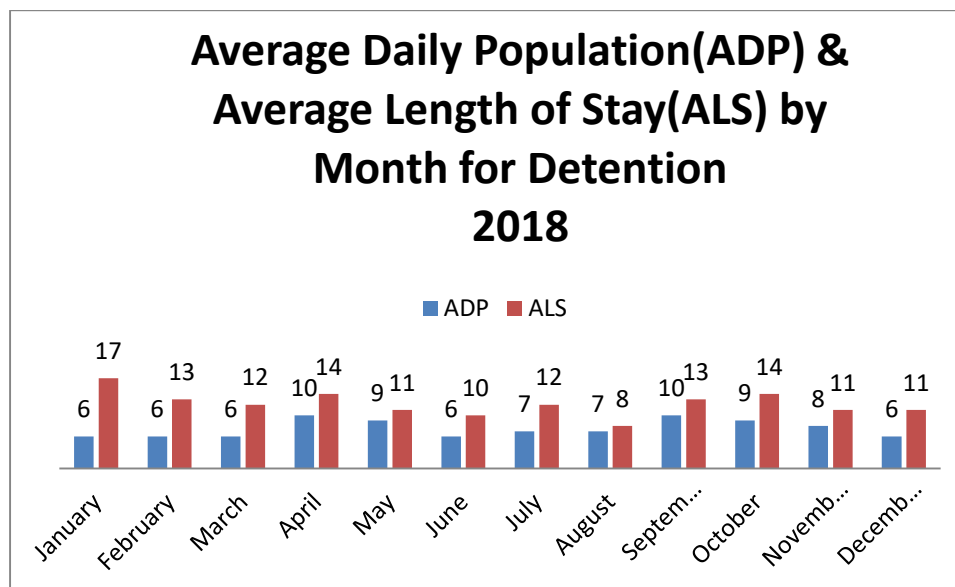
The pie graph below reflects the percentage of male and female residents placed in detention in 2018. Over the years, there has been a heightened awareness that females are entering the criminal justice system at an increased rate. However, in 2018 the Center saw a decrease of 2 % in the number of females housed in detention compared to 2017.



The overrepresentation of minority youth, particularly in secure detention, has become a significant concern in this country, receiving attention at the local, state and national levels. In response to this concern, the graph below contains information regarding the percentage of populations by race served at the Center in Detention in 2018.



The average length of stay for a female youth in Detention in 2018 was 10 days and for males, the average length of stay was 17 days in 2018. The average daily population for youth in detention was 6. The following chart demonstrates the Average Daily Population and Average Length of Stay by month for 2018:

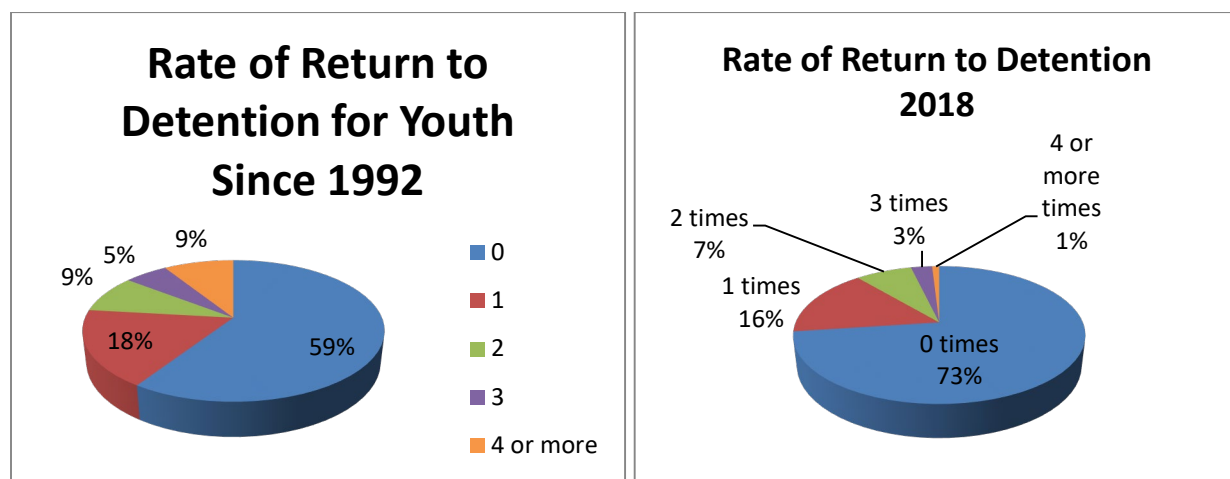


Reducing the number of youth returning to the Center's programs remains a primary goal of the Center. The following graph reflects Bartholomew County youth by the number of times these youth have been held in secure Detention since the Center opened in 1992. No value judgment is made on the nature of the offense or the reason youth may or may not have been detained. Since its inception, the Center has tracked the rate of return for all youth served at the Center. Over the course of 26 years of operation, 59% of all youth served in Detention have not returned to the Center a second time. Over this same time period, the percentage of youth placed in Detention four or more times has decreased from 9% to 1%.

It is difficult to compare Bartholomew County's data to federal or state statistics, as most facilities do not keep records on rates of return to detention. This is due to the fact that detention is not typically used for the purpose of providing an intervention but rather as a facility for housing youth in order to ensure public safety and the youth's appearance in court.

A non-return rate of fifty percent or more would indicate that the Center's programs are having an immediate and positive effect on the youth being served by these programs. The Center strives to determine what changes can be made or added to its current programming to increase the number of youth who do not return to the Center, and more importantly, who do not continue to commit crimes in the community as either juveniles or adults.

The pie graphs below reflect the rate of return to detention for all youth served at the Center since its inception in 1992 and the rate of return to detention in 2018.



DETENTION EDUCATIONAL HIGHLIGHTS 2018

- Numerous students completed the TASC practice test and remediation materials. Two students successfully passed and obtained their HSE while in detention at BCYSC.
- Full integration of mobile laptop cart allowing students to access online classes and use technology in the detention wings as well as the classroom.
- Literature units of best selling books "Tweak" and "Wonder" with visits from renowned author Nic Sheff and pediatrician Dr. Michael Goodman.
- Continued partnerships with lessons and workshops from: Arts 4 Learning, Turning Point, Healthy Communities Tobacco Prevention, the Bartholomew County Library, Bartholomew County Solid Waste, Anthem Health Educators, Purdue Extension.
- Consistent focus in students completing school work from their school of record with programs such as "PLATO" and "It's Learning." Students continued to be able to earn transferable credit from the GradPoint online curriculum.

PosterMyWall.com

Submitted by: S. Charlton

Prison Rape Elimination Act (PREA)

In 2003, the Federal government passed the PREA (Prison Rape Elimination Act) which seeks to put an end to sexual abuse and harassment in confined settings. In 2013, the Center began modifying and implementing several policies and practices regarding sexual abuse/harassment including, but not limited to: resident and staff reporting procedures, resident risk assessment and placement, resident education, response planning, treatment of alleged victims, treatment of alleged offenders, investigations, and staff training. In 2018, the Center went through their first PREA audit and was found to be in full compliance with the PREA standards. The Center had 0 sexual abuse allegations and 0 sexual harassment allegations in 2018.

Shelter

Shelter is a non-secure, temporary, emergency placement designed to serve status offenders, abused and/or neglected juveniles, children of families in crisis, and children and youth awaiting out-of-home placement. Shelter residents attend public school or receive their school work from their home county and remain active in community-based activities to the greatest extent possible. Shelter staff also provides the youth with social and life skill lessons, such as budgeting and money management, daily living, proper hygiene and nutrition, and pre-employment skills, such as resume building and interview techniques.

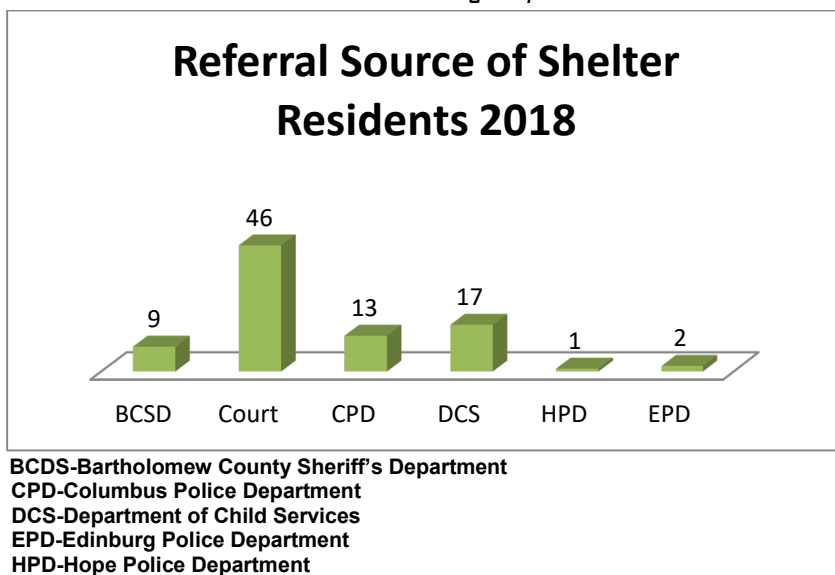
The Indiana Family and Social Services Administration provide rules and licensing for shelter programs. The Center's license allows for up to ten youth between the ages of 10 and 18 to remain in shelter care for up to twenty days.

In 2018 the Center provided Emergency Shelter Care services to 88 youth from Bartholomew County and nine other counties in Indiana. There were 33 youth denied admission to Shelter in 2018 due to presenting with either sexual maladaptive behavior, being actively suicidal or displaying severe aggression.

In 2018, there were a wide variety of reasons a youth may have been referred to Shelter. The majority of youth that were placed in shelter and presented with a criminal charge have already spent some time in a secure setting, and they may be waiting in-home services to be initiated or awaiting placement at a residential facility.

The following graphs and charts are representative of the Center's referrals to Emergency Shelter Care in 2018.

The Indiana Department of Child Services, the Court, and local law enforcement all referred youth to Emergency Shelter Care in 2018. The breakdown of each agency is as follows:

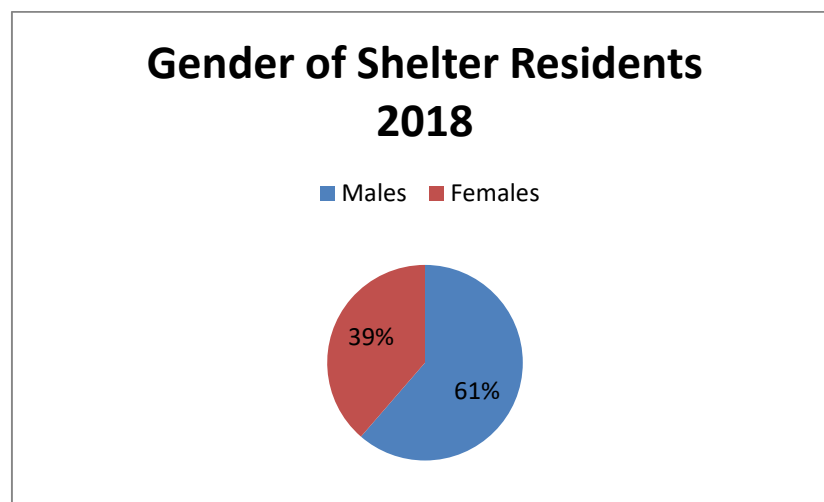


The following chart represents the reasons and offenses that youth were referred to Shelter for in 2018

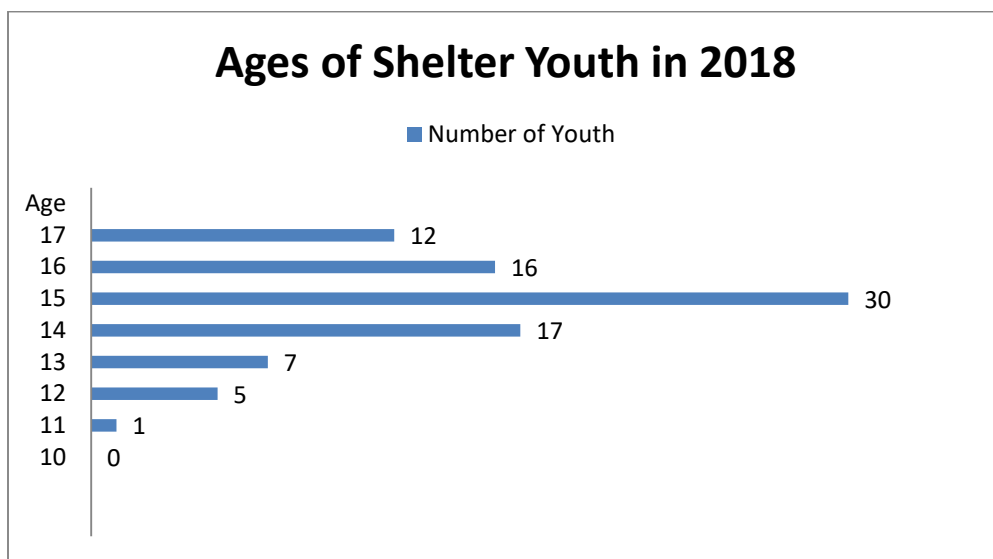
Reason for Referral	Number of Referrals
Child in Need of Services	19
Conversion	2
Criminal Mischief	6
Curfew	1
Domestic Battery	2
Escape	3
False Informing	1
Illegal Consumption	1
Incorrigibility	8
Intimidation	2
Possession of a Syringe	1
Possession of Marijuana	5
Possession of Methamphetamine	1
Runaway	18
Theft	4
Truancy	12
Visiting a Common Nuisance	2
Total Number of Referrals	88

:

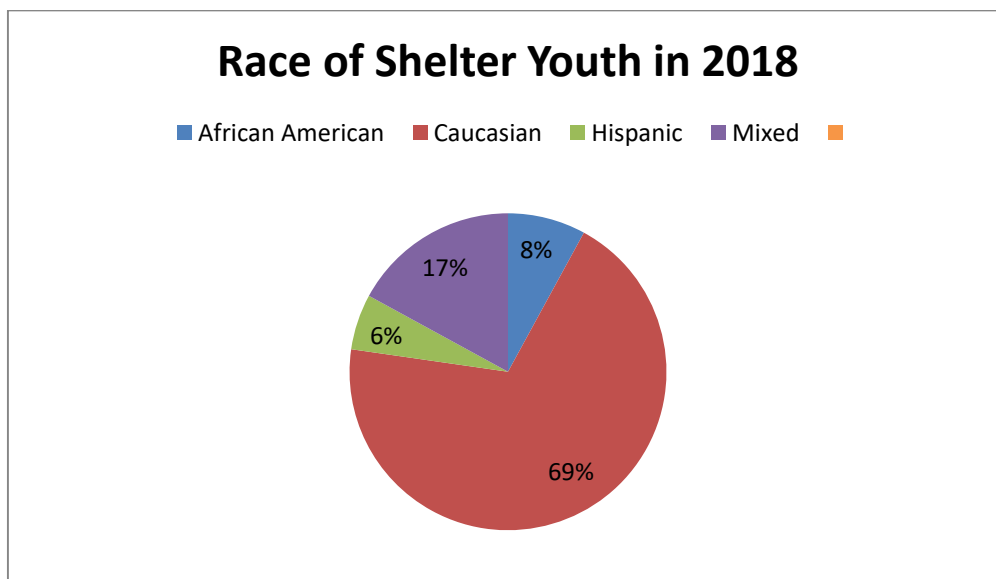
The graph below contains information regarding the percentage of populations by race served at the Center in Shelter.



Shelter is licensed to provide services to youth ages 10 to 18. The following graph represents the ages of the youth served in 2018.

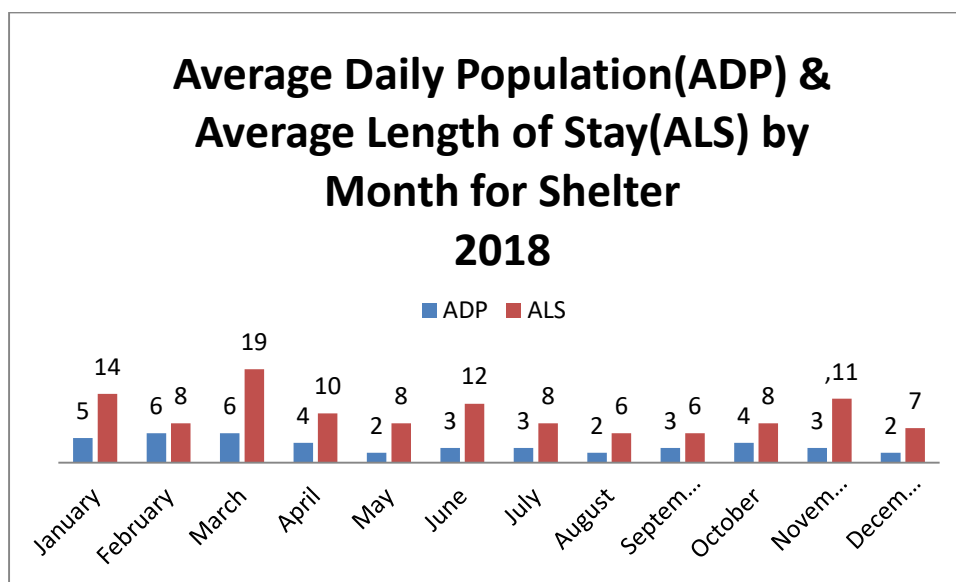


The graph below contains information regarding the percentage of populations by race served at the Center in Shelter.



Even though the maximum length of stay in Shelter is 20 days, the Indiana Department of Child Services may grant an extension for a youth's stay in Shelter. In 2018, there were 13 extensions granted. The Average Length of Stay in Shelter was 14 days in 2018. The Center's Average Daily Population in Shelter for 2018 was 3.

The following graph shows the Average Length of Stay and Average Daily Population by month in 2018



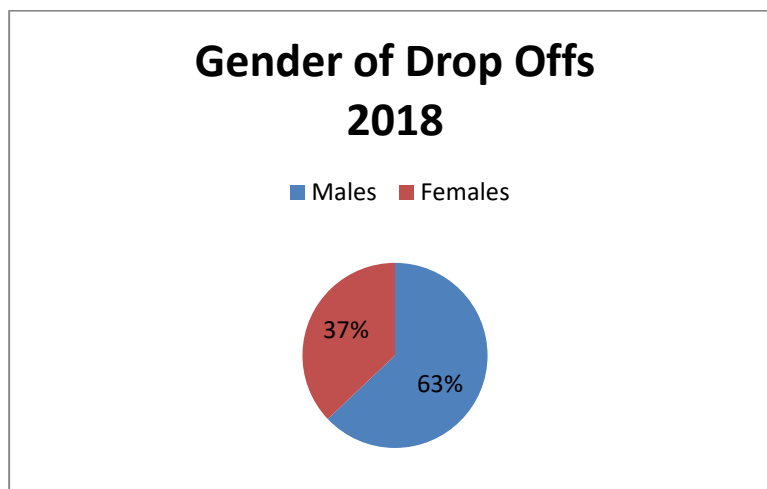
Drop Off Program

By local policy, the Center will accept any youth taken into custody by a law enforcement officer within Bartholomew County. Intake Officers are available 24 hours a day. The Intake Officers interview parents and other interested parties to determine if the youth should be placed in detention or shelter, or be released to a parent or guardian. Intake staff have available to them assessment tools such as the Indiana Youth Assessment Instrument (IYAS), the Detention Risk Assessment Instrument(DRAI), and the MAYSI-II mental health screening to assist in making a detain or release decision. In 2018, these officers completed 204 IYAS assessments, 260 Detention Risk Assessments Instruments, and 280 MAYSI-II mental health screenings. The Drop Off Program allows law enforcement officers to return to patrol immediately.

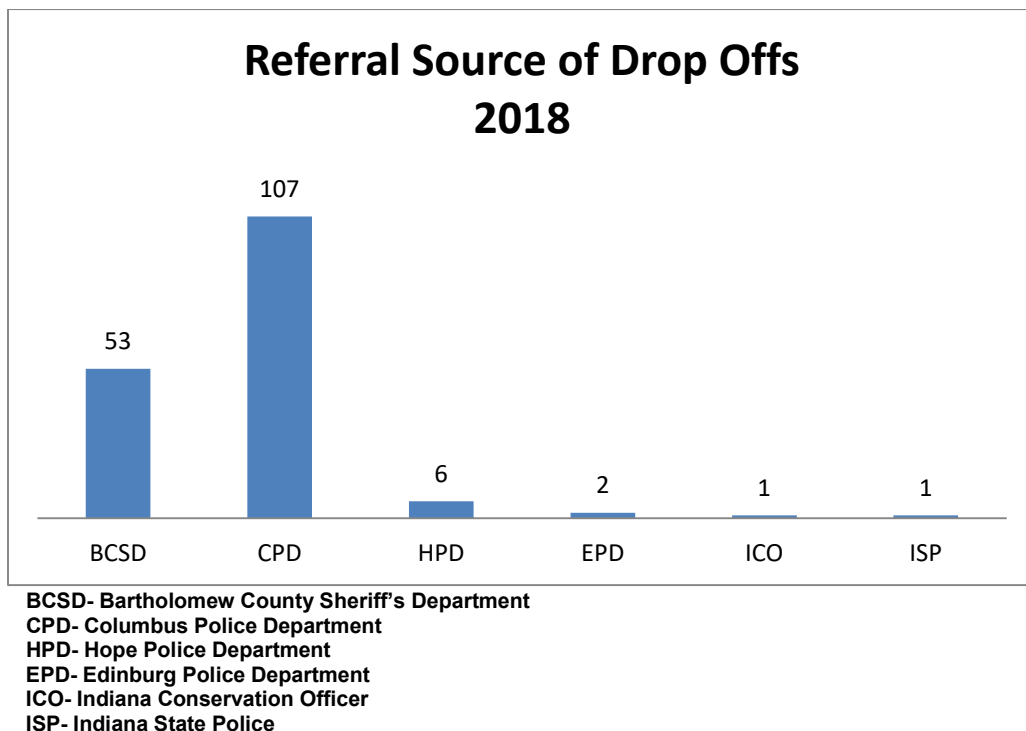
There were 170 Drop Offs in 2018. The various reasons for these referrals and the demographics of those referrals are as follows:

Reason for Referral	Number of Referrals
Battery	17
Conversion	1
Criminal Mischief	1
Criminal Trespass	2
Curfew	1
Domestic Battery	4
False Informing	1
Illegal Consumption	24
Illegal Possession of Alcohol	3
Incorrigibility	32
Intimidation	3
Operating without a License	5
Operating while Intoxicated	1
Possession of an Injection Device	1
Possession of a Synthetic Drug	1
Possession of Marijuana	17
Resisting Law Enforcement	5
Runaway	41
Theft	9
Truancy	1

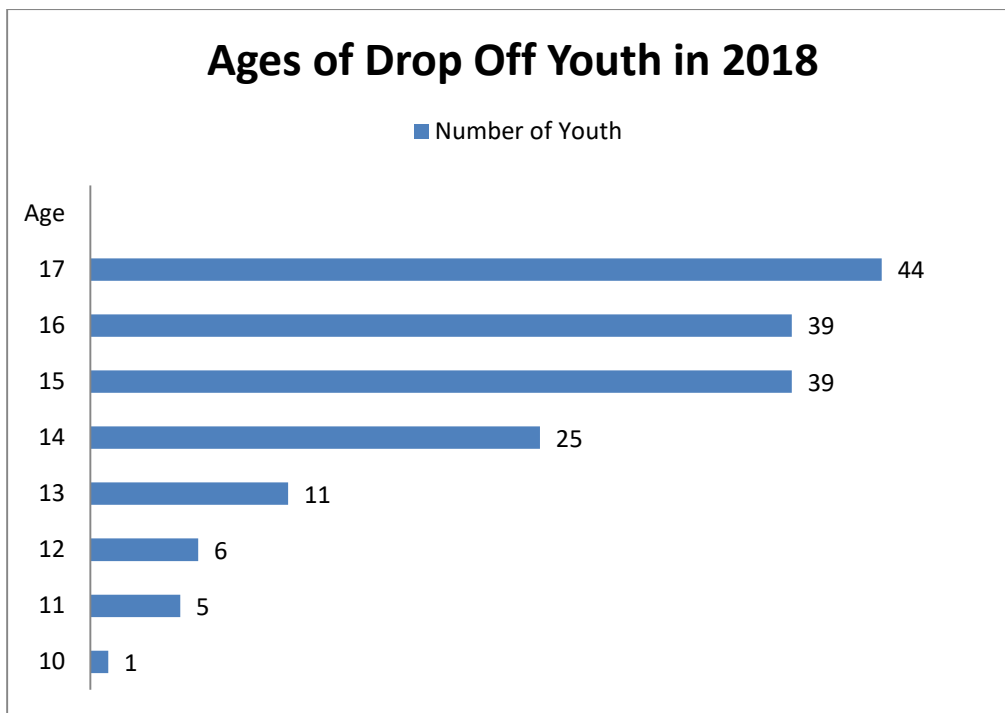
The gender of the youth considered Drop Offs in 2018 was:



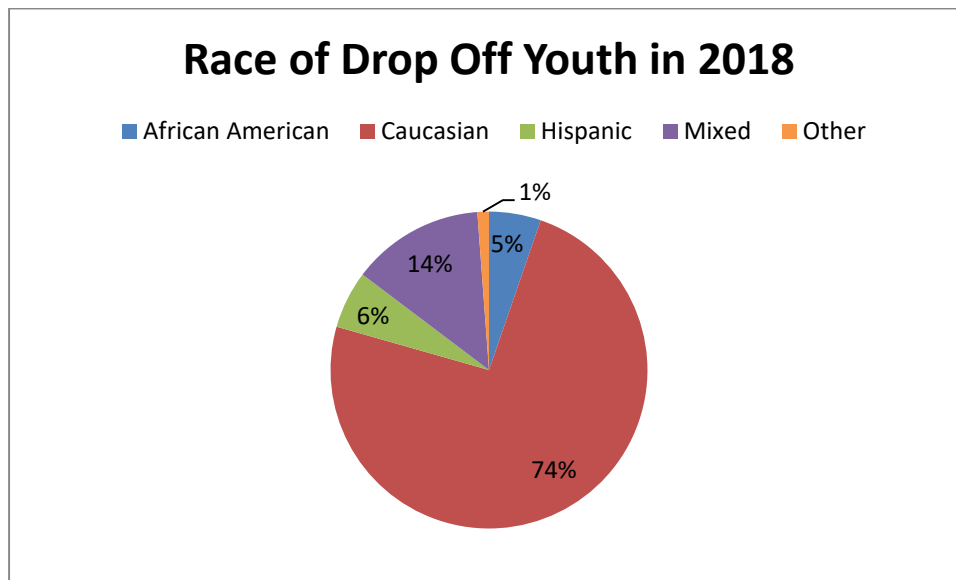
In 2018 the following law enforcement agencies referred youth to the Center that were released after an Intake Officer completed their initial assessments:



The ages of these youth were:



The breakdown of the race of Drop Offs in 2018 was:



Transition Program

This service provides transition services to youth who are sentenced to secure detention for thirty days or more. Whenever a youth is taken from his/her community for a period of time, there is a loss of connections with the community, the school, etc.... Rather than releasing the youth to his/her home without the benefit of resources and support, the Bartholomew County Youth Services Center offers transition services to these youth. These services include the Juvenile House Arrest Officer in the home at least three days a week, a mentor, and the Center's Education Liaison to assist the youth's transition back into the school system. The youth's parents, as well as the youth's probation officer, are also involved in the youth's transition program. In 2018 there were six youth sentenced to Detention and eligible for the Transition Program. There were no youth that wished to participate in transition services in 2018.

Electric Monitoring and Home Supervision

This service provides electronic monitoring services to youth referred by the Court. Youth referred to these programs have committed offenses that do not necessarily require secure detention of the youth, but warrant an increased level of supervision. These same services may be provided to youth that have returned to the community from a

Department of Correction Sentence or other residential placements as they get acclimated back into the community. This Program provides supervision along with provisions of individual and family support services.

Electronic monitoring services through this program are also provided to the youth in the Day Treatment program, youth who participate in the Community Transition Program and youth who are referred to Home Supervision and Electronic Monitoring as an alternative to detention. Electronic Monitoring services are provided in collaboration with Community Corrections.

Youth served in this program are eligible to earn incentives as well as sanctions when necessary and a lot of collaboration is done with the Probation Department. In 2018, there were 306 incentives earned by the youth compared to the 48 sanctions administered to the youth. Youth served clearly look for positive reinforcements and whether it is written praise through a star card, a certificate recognizing their accomplishment, or a gift card provided by the county's JDAI grant, the youth are consistently recognized for their displays of pro-social behaviors. Some notable accomplishments for youth this year include: four youth earned their HSE while supervised on Electronic Monitoring and one youth earned their high school diploma. There were several youth that were able to track sobriety days and earned certificates for the milestones they reached. Some sanctions offered in 2018 were an increased level of supervision whether it was placement in detention, shelter, or an alternative program such as evening or day reporting, as well as loss of free time.

In 2018, there were a total of eighty-nine youth placed on Electronic Monitoring. Of these youth, sixty-one completed the Program successfully. Twenty-one of the youth were unsuccessful and received further sanctions from the court. There were also nineteen youth placed on home supervision. Of those youth, ten were successful completions of the Program. Nine of the youth were unsuccessful and received further sanctions from the court.

Submitted by:

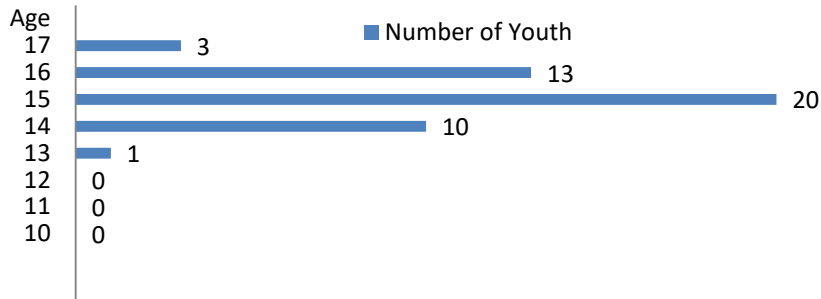
L. Gray

Day Reporting Center

The Day Reporting Center provides community supervision to youth that have been suspended from school and are currently on Probation and/or Electronic Monitoring. The Day Report Center is utilized for youth that are required to report to the Day Reporting Center daily and at which youth engage in positive educational, recreational, and life development activities. The youth are required to report to the YSC or another identified site daily Monday-Friday from 8:00AM-3:00PM. They are supervised by staff and follow a specific schedule which would include educational and life skills components.

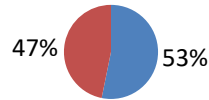
There were 47 referrals to the Day Reporting Center in 2018 and the Average Length of stay for youth in Day Reporting was 7 days. The following page contains the demographics of those youth that participated in the Day Reporting Center in 2018.

Ages of Day Reporting Youth in 2018



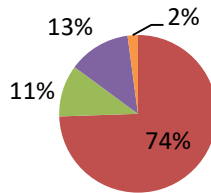
Gender of Day Reporting Youth 2018

■ Males ■ Females

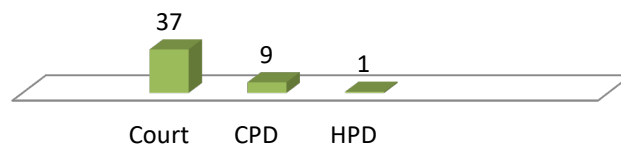


Race of Day Reporting Youth in 2018

■ African American ■ Caucasian ■ Hispanic ■ Mixed ■ Other



Referral Source for Day Reporting Youth in 2018



CPD- Columbus Police Department
HPD- Hope Police Department

Evening Reporting Center

The Evening Reporting Center provides community supervision through the use of a community center at which, youth are required to report daily during the crime-prone evening hours, and at which, youth engage in positive educational, recreational, and life development activities.

The Evening Reporting Center program operates from 4:00p.m. to 8:00p.m., Monday through Friday. Transportation is provided by the parent/guardian of each enrollee, either from/to home or from school.

While at the Evening Reporting Center, youth are engaged in positive activities, including educational, recreational, and life-development workshops. Other resources include special guests and other resource persons who have expertise in specialized areas, address the group on an interim basis. Dinner hours are utilized as an educational hour. Youth are assigned to discussion groups focusing on current events, and exposure to both print and media portrayals of daily news are discussed in a group setting. There were 4 males that participated in Evening Reporting in 2018. The Average Length of stay in the Evening Reporting Center in 2018 was 8 days. All four youth were referred to the program by the Bartholomew County Circuit Court. The following table depicts the race and age of these four youth.

Ages	14	16
Race		
African American		1
Caucasian	2	
Hispanic		1

Day Treatment

Day Treatment is a non-residential intensive program for males designed to reduce the likelihood of further delinquency by juvenile offenders. Program components include group counseling and role play, goal setting, life skills training, parenting education, supervised public school attendance and case management. Participants of this program reside at home and participate in programming at the Center six days per week. Successful program completion requires completion of assigned cognitive curricula, vocational education and training, and money management. Parents are required to attend parenting education and parent support group sessions. Aftercare services are provided for 30 days. Day Treatment has the capacity to serve up to ten local youth and their families at any given time.

At the beginning of 2018, there were two (2) participants in the Day Treatment Program who had been referred in 2017. In 2018, there were six (6) youth referred to the Day Treatment Program. Two (2) of those youth successfully completed the Program. Six (6) of those youth were unsuccessfully discharged from the Program. One (1) of those youth that was unsuccessfully discharged from the Day Treatment Program, served time in detention, two (2) were released to their parents, one (1) served a sentence on electronic monitoring, and two (2) were sent to out of home placement. There are currently zero (0) youth participating in the Day Treatment Program.

Throughout 2018, youth in the Day Treatment Program received individualized education planning. Day Treatment staff worked collaboratively with local schools to monitor the youth's behavior while at school, track their attendance, and monitor their grades. While youth reported to Day Treatment, time was spent daily to ensure youth were completing school assignments and effectively studying.

During 2018, youth in the Day Treatment Program received life skills training by participating in a variety of cognitive-based programming. The cognitive-based programming included but was not limited to: group; role plays; substance abuse prevention; vocational training; and financial literacy. Youth also participated in different cognitive based classes, including: "Thinking for a Change" and "Aggression Replacement Training." All the youth combined completed in excess of six hundred cognitive learning hours. Each youth in the Program received training and feedback from Day Treatment staff to build and strengthen family and peer relationships. The Day Treatment Program also provided educational programming for parents through the Parent Project Program. Parent Project is a program that is utilized to improve school attendance and performance; along with reducing family conflict and recidivism.

*In 2018, Youth in the Day Treatment Program were regularly engaged with the community by volunteering and participating in community service. The Day Treatment youth completed a total of 351 community service hours while in the Program and worked with organizations within Bartholomew County. While engaged with the community, the youth were involved in many unique opportunities, such as the MLK day of service, Earth Day, Flag Day, Amnesty day, and Art's councils Neighborhood fest. **Submitted by: Mariah Lucas-Georges***

Cognitive Behavioral Instruction

The Center has several staff that are trained to facilitate various evidenced-based cognitive programs such as Thinking For a Change, Aggression Replacement Training, Girl's Moving On, Why Try, Cognitive-Based Skills Group, and Parent Project®. Families can be referred to one or more of these programs by the Bartholomew County Probation Department, Bartholomew County Circuit Court, or Bartholomew County Department of Child Services. In 2018, staff at the Center provided 117 hours of cognitive instruction to Bartholomew County Youth and their families.

Safe Place

The Center also serves as a Safe Place site for youth needing immediate help or safety. In conjunction with local law enforcement agencies and the Columbus Fire Department, these youth can easily access the Center

Medical and Counseling Services

Residents in Shelter and Detention are seen by the Center's nurse within 48 hours of admission. The nurse is on call 24/7 for any emergencies or questions that staff may have pertaining to a resident's health. The youth are seen by the County's nurse practitioner within one week of their admission to Shelter and Detention. The nurse practitioner is also on call 24/7 for any questions that the nurse may have regarding a resident's health.

The residents are also seen by the Center's counselor upon admission. A Child and Adolescent Needs and Strengths (CANS) assessment is completed on each shelter youth. Youth may also request to speak to the counselor throughout their stay in shelter or detention if they wish to do so. The counselor is on call 24/7 for any mental health questions or crises that may occur. If deemed necessary, a MAYSI-II mental health screening may be utilized by the Intake Officers upon admission to the Center.

Food Service

The Food Service Department of the Center is comprised of a Head Cook and a Full-Time Cook that are responsible for three meals a day and two snacks that are nutritionally adequate, palatable, and attractive, and that are produced under sanitary conditions at a reasonable cost. Our Head Cook, who is experienced in food service management, supervises the food service operations. In 2018, the Food Service Department at the Center prepared 17,932 meals. The Department of Education reimburses the county for breakfast and lunch meals through the National School Lunch Program.

5 Year Comparisons- Census and Average Length of Stay

Census at the Center is determined by looking at bed utilization and the average length of stay of each youth. Shelter youth are limited by license to a maximum stay of 20 days while Detention has no such licensing limitation. The length of stay for detention youth prior to sentencing depends upon the length of time required for them to be processed through the juvenile justice system. However, once sentenced, youth in Detention are limited to a maximum sentence of 90 days for youth under 17 and 120 days for youth 17 and older. Day Treatment is designed in such a way that a youth will typically need to spend a minimum of 4 months in the program.

The tables on the following pages represent the average daily census and the average length of stay by program for the youth served at the Center in 2018. Day Reporting Center and Evening Reporting Center are not represented in these tables as they have not been in existence for a total of five years.

5 YEAR COMPARISON OF AVERAGE LENGTH OF STAY IN DAYS	
YEAR	PROGRAM TOTALS
	DETENTION
2018	18
2017	18
2016	17
2015	14
2014	10
	DAY TREATMENT
2018	75
2017	65
2016	120
2015	131
2014	84
	SHELTER
2018	14
2017	18
2016	14
2015	11
2014	9

5 YEAR COMPARISON OF CHILD CARE DAYS BY PROGRAM			
YEAR	TOTAL BY PROGRAM	BARTHOLOMEW	OTHER
	DETENTION		
2018	2749	1742	1007
2017	1936	1892	44
2016	1681	1497	184
2015	2028	2018	10
2014	1689	1687	2
	DAY TREATMENT		
2018	449	449	N/A
2017	584	584	N/A
2016	1430	1430	N/A
2015	1011	1011	N/A
2014	1917	1917	N/A
	SHELTER		
2018	1202	915	287
2017	1346	1002	344
2016	1198	897	301
2015	921	565	356
2014	1287	916	371

	5 YEAR COMPARISON OF AVERAGE DAILY POPULATION				
PLACED	2014	2015	2016	2017	2018
Detention	6	6	5	6	8
Day Treatment	3	4	4	6	1
Shelter	3	3	4	4	3

Bartholomew County Youth Services Center Top 5 Reasons for Referrals in 2018

TOP 5 REFERRALS for 2018	
Runaway	85
Possession of Marijuana	60
Battery	56
Incorrigibility	42
CHINS	34

Source of Referrals for Programs Provided in 2018

Referral	Total	Detention	Day Treatment	Shelter	Evening Reporting	Electronic Monitoring	Day Reporting	Home Supervision	Drop Off
BCSD	70	7	0	9	0	0	0	1	53
COURT	313	119	6	46	4	84	37	17	0
CPD	154	19	0	13	0	5	9	1	107
DCS	17	0	0	17	0	0	0		0
EPD	7	3	0	2	0	0	0		2
HPD	9	1	0	1	0	0	1		6
ICO	2	1	0	0	0	0	0		1
ISP	1	0	0	0	0	0	0		1
TOTALS	573	150	6	88	4	89	47	19	170

Financials

COUNTY GENERAL BUDGET 2018

TOTAL 2018 BUDGET	\$1,611,281
UNEXPENDED BALANCE	\$ 26,042
TOTAL 2018 EXPENSES	\$1,585,239

AVERAGE MONTHLY COUNTY EXPENDITURES	\$ 132,103
-------------------------------------	------------

PERDIEMS

SHELTER	\$525,455
DAY TREATMENT	\$ 50,214
DETENTION	\$ 136,055
EVENING REPORTING	\$ 5,336
DAY REPORTING	\$ 33,504
TOTAL	\$ 750,565

GRANTS/REIMBURSEMENTS

INDIANA DEPARTMENT OF EDUCATION (NSLP)	\$ 25,786
BARTHOLOMEW COUNTY SCHOOL CORP	\$133,673
DEPARTMENT OF CORRECTION	*\$ 63,631
TITLE ONE	*\$ 3,918
TOTAL GRANTS/REIMBURSEMENTS	\$ 227,008

*The expenditures against which the DOC and Title I grants are applied are separate from those expenditures covered by the Bartholomew County budget. As a result, these grant amounts are not included below.

REIMBURSEMENT INCOME

(Applied against local expenditures)	\$ 159,459
PER DIEM INCOME	\$ 750,565

TOTAL BUDGET SAVINGS TO COUNTY	\$ 910,024
---------------------------------------	-------------------

TOTAL COUNTY EXPENSES	\$ 1,585,239
TOTAL INCOME AGAINST COUNTY EXPENSES	\$ 910,024
COST TO BARTHOLOMEW COUNTY	\$ 675,215

Quietuses for Last 10 Years

	Dept. of	Bartholomew Co.	DOC	JAIBG	Title I	Title II	Title IVE	Title I	Per Diems	Misc.	TOTAL
	Education	School Corp.						Stimulus			
2009	27,269	115,066	62,801		33,696	24,531		5,717	181,808	5,000	455,888
2010	31,954	117,690	72,800		34,433	20,000			239,010	1,177	517,064
2011	26,681	117,690	59,942		33,854				149,063	592	387,822
2012	29,458	118,403	56,301		33,251				314,162		551,575
2013	19,992	121,976	48,158		17,176				377,075		584,377
2014	19,641	124,740	63,631		19,516				235,499		463,027
2015	20,712	127,234	63,631		20,217				279,491		511,285
2016	21,638	127,234	63,631		10,284				475,832		698,619
2017	23,284	129,780	63,631		4,296				693,768		914,759
2018	25,786	133,673	63,631		3,918				750,565		977,573

Personnel

The Center hired 9 new employees in 2018. Of the nine staff hired in 2018, 7 of those remain at the Center in some capacity.

Relief Youth Care Workers at the Center cover for employees on sick, vacation, and personal leave and for staff involved in training. Relief staff constitutes a substantial savings compared to paying full-time staff overtime for this coverage. They are typically employees who are working for the Center only while they are engaged in college studies or seeking full-time employment. However, when full-time positions open at the Center, relief staff have the first option to apply and are often hired for these positions.

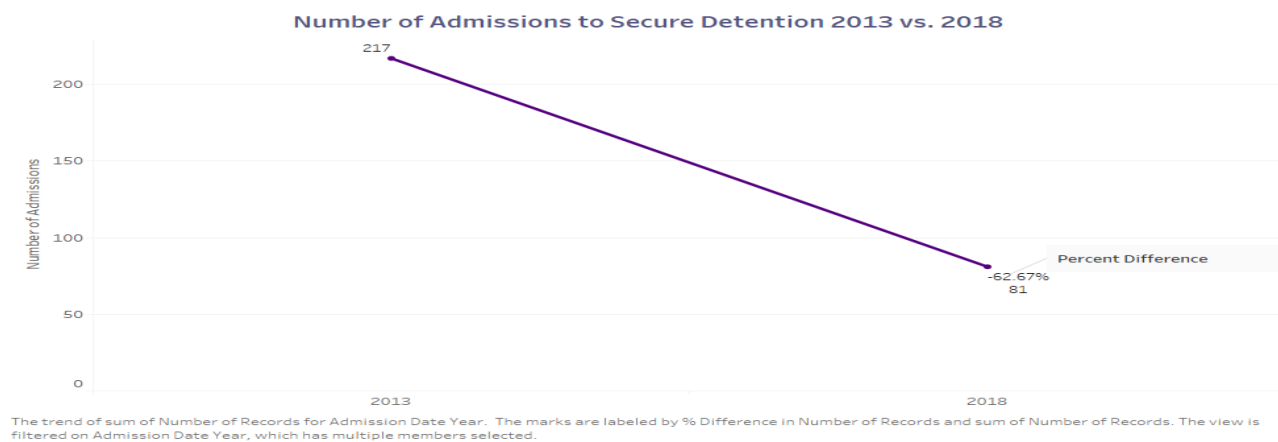
The chart below shows the positions for which new employees were hired in 2018. This chart does not reflect transfers of staff from one position to another within the Center, unless the staff member was promoted to a supervisory position.

Position	New Hires	Total Positions
Director	0	1
Day Treatment Program Coordinator	0	1
Counselor	0	1
Bookkeeper	0	1
Nurse	0	1
Intake Officer	1	4
Teachers	0	3
Full-time Youth Care Workers	9	18
Relief Youth Care Workers	1	N/A
Control Officers	0	4
Cooks	0	2

Juvenile Detention Alternatives Initiative (JDAI)

In 2014, Bartholomew County joined in the statewide initiative known as JDAI (Juvenile Detention Alternative Initiative). There are several goals within JDAI which support a vision that all youth involved in the juvenile justice system have opportunities to develop into healthy, productive adults. JDAI is now the largest juvenile justice system improvement initiative in the United States and within the State of Indiana. The JDAI work in Bartholomew County has included limiting the need for secure detention while maintaining community safety, developing alternatives to secure detention, and ensuring appropriate conditions at the Bartholomew County Youth Services Center (YSC) for those youth who must be securely detained.

Through JDAI, Bartholomew County has seen a 62.67% reduction in the number of admissions to secure detention. Through the use of alternatives, low risk youth are now able to remain in their home, school and community while their case progresses through the juvenile justice system. The available alternatives to secure detention have grown beyond electronic monitoring to now include day reporting for youth suspended from school, evening reporting for youth needing additional supervision, and home monitoring supervision.



Other local JDAI initiatives include:

Policing the Teen Brain – training for law enforcement officers in understanding adolescent brain development - 12 officers trained in 2018;

- *Why Try – 8 teachers/counselors from 6 local schools trained to date;*
- *Sponsoring Implicit Bias training for community stakeholders;*
- *Conditions of Confinement Assessment – An assessment was completed by community stakeholders on the practices, operations, and physical condition of the Youth Services Center.*

As we enter our 5th year as a JDAI site, we will turn our attention to the reduction of racial and ethnic disparities. Through the State JDAI REI Lead County Initiative, we join ten other JDAI counties in an effort to lead the way in addressing race, equity and inclusion (REI) as it pertains to youth within the juvenile justice system.

JDAI is not a program; it is a continuous process toward improving outcomes for youth in Bartholomew County and across the nation. Submitted by B. Shake, JDAI Coordinator

In Appreciation

The mission of the Bartholomew County Youth Services Center is, in no small part, supported by different organizations within the community. Their cooperation and friendship over the years has greatly assisted the Center in providing its residents with the services they need. While it would be difficult to list all those organizations that have supported the Center over the years, below is a partial list:

Bartholomew County Board of Commissioners
Bartholomew Consolidated School Corporation
Bartholomew County Council
Bartholomew County Circuit Court
Bartholomew County Extension Office (4-H)
Bartholomew County Sheriff's Department
Bartholomew County Department of Child Services
Bartholomew County Maintenance Department
Bartholomew County Health Department
Bartholomew County Library
Bartholomew County Solid Waste
Columbus Area Arts Council
Columbus Parks & Recreation
Columbus Police Department
Columbus Regional Hospital
Communities that Care
Community Volunteer- Linda- food donations to the Center
Court Services- Probation and Community Corrections Staff
Family Services Inc.
Foundation for Youth
Goodwill of Bartholomew County
Human Services, Inc.
Indiana Department of Child Services
Indiana Department of Corrections
Indiana Youth Law Team
Prison Ministries-Burt Powell
Salvation Army
Thrive Alliance
Turning Point
United Way

In 2018, a Columbus North High School senior chose to complete his senior project by ensuring that the youth at the Center had an abundance of school supplies available to them, as well as hygiene items and other supplies.



There were also many organizations and businesses that donated tickets for the shelter youth to participate in community activities that allowed them to use social skills taught to them while in shelter. The list below is the activities and places that were generous in their donations to our shelter youth:

Indiana Fever Basketball
NCAA Hall of Champions
Indianapolis Zoo
Camp Atterbury- Tour.
Rhythm! Discovery Center.
Indianapolis Indians Baseball Games
Indiana State Museum
Rascal's Fun Zone
Discover Newfields STEAM Tour
Indianapolis Motor Speedway Museum

Also in 2018, one of the Center's shelter staff, D. Thompson, was very instrumental in securing donations for items that would normally need to be purchased with county general monies. The table below depicts those items and the person and/or business kind enough to care about our youth:

<u>Item Donated</u>	<u>Donated by</u>
Gorilla basketball goal	Recreation Unlimited in Cicero, Indiana
1000 pairs of Bombas socks in 2018 and 2019	Bombas Giving Team in New York, New York
Comfort Cases – backpacks with hygiene items, a journal, pajamas, fleece blanket, and a stuffed animal inside	Team Comfort Cases in Rockville, Maryland
Comfort XL's – duffel bags	Team Comfort Cases in Rockville, Maryland
12 twin pillow top mattresses	Weekend's Only Furniture & Mattress in Greenwood, Indiana
Approximately 75 turkey's	Costco in Greenwood, Indiana
Christmas gift provided for Shelter youth	Costco in Greenwood Indiana
\$100 gift card to Costco	Costco in Greenwood, Indiana
Haircuts for Shelter youth	Classique in Franklin, Indiana
Shampoo, conditioner, body wash, toothbrushes, toothpaste, razors, school supplies, etc.	Anonymous donor
Vacuum cleaner	Anonymous donor from Avon, Indiana
Two computer chairs and five stackable chairs	Office Install Services in Indianapolis, Indiana
\$25 gift card to Sam's Club and/or Wal-Mart	Sam's Club in Greenwood, Indiana
\$20 gift card to Christmas Tree Shop	Christmas Tree Shop in Greenwood, Indiana
Boy's underwear and girl's underwear and bras	Jockey at the Outlet Mall
Clothing items, games, winter hats and gloves, books, coloring books, journals, etc.	Five Below in Indianapolis, Indiana
Toothbrushes and toothpaste	Franklin Family Dentistry
Travel size bottles of shampoo, conditioner, dry shampoo, hair spray, etc.	Beauty Brands in Greenwood, Indiana
School supplies, winter hats and gloves, bags, sports equipment, puzzles, games, socks, underwear, etc.	Union Christian Church in Franklin, Indiana – Women's Fellowship
Basketballs, volleyballs, softballs, baseballs, soccer balls, gloves, mesh bags, etc.	Play it Again Sports in Indianapolis, Indiana

From the Director

As I reflect back on 2018, I continue to realize how lucky the staff and I at the Center are. We get to work with young people who even though at times, may present with difficult challenges, are still young people who have the same needs as every adult, to feel safe, to feel that they belong and have a sense of purpose and for someone to just listen to them. We have the opportunity every day to make a difference in our community's young people's lives. The number of referrals that the Center received in 2018 increased by 6% and even though this does not sound like a great increase, what we are seeing is that the needs of youth served are increasing. However, even when we are presented with challenges whether that be behavioral or personal issues, the display of teamwork, the dedication and genuine care and concern for the youth we serve continued to persevere and the Youth Services Center staff continued to do what we do best- making the community a safer place by reducing the risk of repetitive delinquent behavior.

In 2018, the Center staff worked together to ensure we remained financially responsible and in doing so the Center was able to return \$ 26, 042 of its allotted budget to county general funds. We were also able to purchase new seating for the youth, including a rocking chair for youth that may present with sensory issues. We were also able to replace the walk-in refrigerator and a dishwasher. The Center also received a score of 100% on the mandatory standards for Detention. And for the first time, the Center received a Superior Rating for its compliance in the residential and clinical contract reviews for Emergency Shelter Care.

In 2018 the retention rate at the Center increased by 4%. There are 38 staff at the Center and 29% of those staff have been at the Center for 10 or more years, 18% of those staff have been at the Center for at least 5 years. There is quite a bit of an age range amongst the staff at the Center. This has only added to the uniqueness and diversity of their talents.

As we embark upon, 2019, we look forward to the addition of a Day Reporting Program that includes an independent living curriculum. Beginning January 1, the Center will be the first point of contact for any youth needing a SafePlace to stay or perhaps just some community resources. We look forward to continuing our newfound relationships with those who were so kind to us in 2018 in donating the many items and/or services to the youth of our community and for those who continue to support us and believe in what we do at the Youth Services Center.

Anita Biehle

Director of Youth Services

